

Lab-Flex[®] T Series

Phase Tested Coaxial Cable Assemblies



Lab-Flex® T Series

Phase Tested Coaxial Cable Assemblies



Smiths Interconnect's Lab-Flex® T Series of coaxial cable assemblies provides consistent electrical performance over higher frequencies and larger temperature extremes.

Customers benefit from improved system performance, particularly for applications requiring critical signal timing.

The Lab-Flex® T Series is a unique design specifically tailored to minimize phase change when subjected to a wide range of temperatures. It also has a very stable nature around room temperature. As such, Radar, Test & Measurement applications are ideal for this product line.

All products have gone through extensive qualification testing in order to validate today's rigorous application requirements per customer and industry. The T series assemblies are made with a special Foam Fluoropolymer insulation to minimize phase deviation over a wide temperature range while all but eliminating the "Knee" at room temperature. The attenuation characteristics are similar to low loss PTFE due to the foam insulator design. The 065T, 100T, and 160T products represent the most common sizes needed for today's applications. Test reports are available on request.

Lab-Flex® T Series, specifically designed for Radar and Test applications requiring precise phase stability over temperature.

Features and Benefits

- Up to 50 GHz
- Phase vs. Temp testing available on request including "tracking" cable pairs
- Temperature stable foam dielectric for minimum phase change
- Phased Matched Pairs and Sets available (standard tolerance is +/- one degree per GHz or +/-2.8 picoseconds)

Applications

- Radar, Tx, Rx, links of same electrical length over temperature
- Commercial and Military markets
- Test & Measurement
- Space, GEO/MEO/LEO and Small Satellites

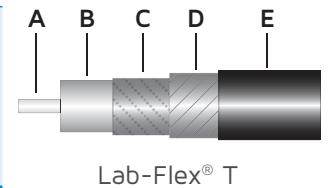
Technical Characteristics

Lab-Flex® T Series	065T	100T	160T
Electrical			
Frequency, Max (GHz)	50	50	40
Impedance, nominal (Ω)	50	50	50
Velocity of Propagation (%)	79	80	80
Shielding Effectiveness, 18 GHz (dB/ft)	>100	>100	>100
Capacitance (pF/ft)	26	25.4	23.3
Delay (ns/ft), (ns/meter)	1.29, 4.24	1.27, 4.17	1.27, 4.17
Attenuation k1 (db/100ft) @ 23°C	0.934	0.534	0.341
Attenuation k2 (db/100ft) @ 23°C	0.000602	0.000803	0.000891

Attenuation (Typical) at any Frequency = k1 x SqRt (FMHz) + k2 x (FMHz)

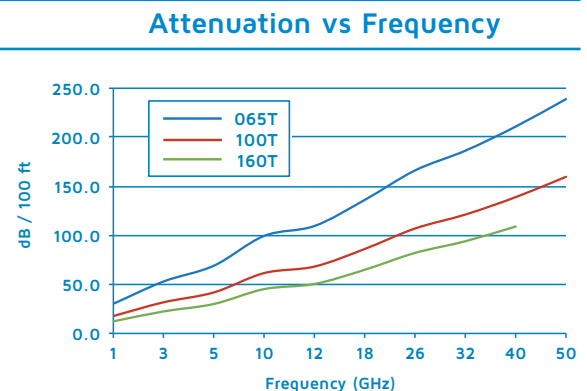
Mechanical & Environmental			
Weight (lbs/100ft), (Kg/100m)	0.412, 0.614	1.10, 1.64	2.47, 3.68
Temperature Range (°C)	-65 to +165	-65 to +165	-65 to +165
Minimum Bend Radius (inch), (mm)	0.250, 6.35	0.350, 8.90	0.500, 12.70

Construction				
Inner Conductor	A	Solid SPC	Solid SPC	Solid SPC
Dielectric	B	Foam Fluoropolymer	Foam Fluoropolymer	Foam Fluoropolymer
First Outer Shield	C	SPC Spiral	SPC Spiral	SPC Spiral
Second Outer Shield	D	SPC Round	SPC Round	SPC Round
Jacket (inch O.D.)	E	0.065, FEP	0.100, FEP	0.160, FEP



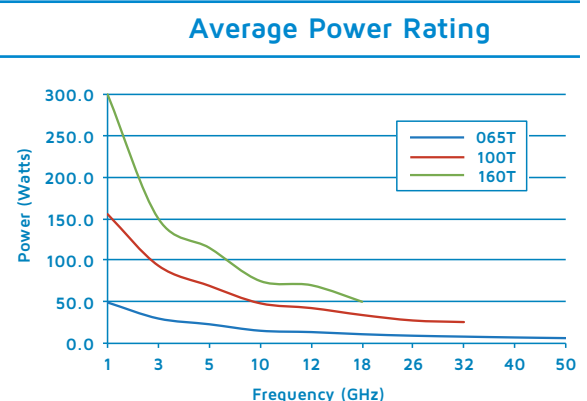
Attenuation (dB/100ft)			
GHz	065T	100T	160T
1	30.1	17.7	12.3
3	52.9	31.7	22.4
5	69.0	41.8	30.0
10	99.4	61.5	45.2
12	109.5	68.1	50.4
18	136.1	86.1	64.9
26	166.2	107.0	82.1
32	186.3	121.2	94.0
40	210.9	139.0	109.0
50	238.9	159.7	

Typical Cable Loss at +25°C & Sea Level



Average Power Rating (Watts)			
GHz	065T	100T	160T
1	49.3	155.7	300
3	29.9	93.5	150
5	23.0	69.3	115
10	15.2	48.2	75
12	13.6	42.5	70
18	11.0	34.1	50
26	9.2	27.5	
32	8.1	25.6	
40	7.1	21.9	
50	6.3	19.3	

Power Rating at +25°C & Sea Level



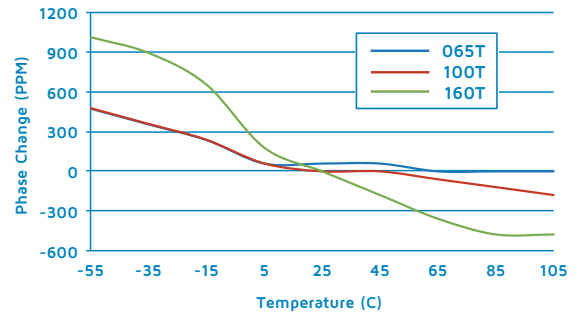
Technical Characteristics

Phase vs. Temperature (PPM)

Temperature (°C)	065T	100T	160T
-55	474	478	1014
-35	355	359	895
-15	237	239	656
5	59	60	179
25	59	0	0
45	59	0	-179
65	0	-60	-358
85	0	-119	-477
105	0	-179	-477

Typical Values

Phase vs. Temperature (°C)

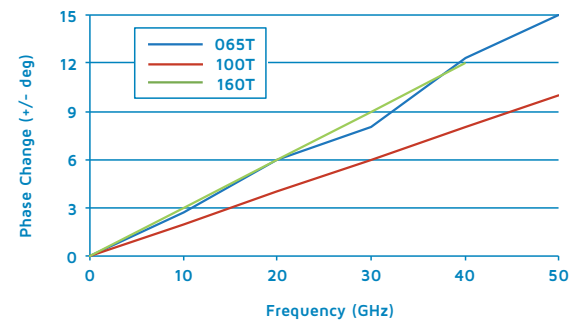


Phase vs. Flexure

Frequency (GHz)	065T (+/-deg)	100T (+/-deg)	160T (+/-deg)
0	0	0	0
10	2.7	2	3
20	6	4	6
30	8	6	9
40	12.3	8	12
50	15	10	

Typical Values +25°C

Phase vs. Flexure



Cable Code	Connector Code	Series	Gender	Type	C-Nut Style ¹	Body Material ²	Body Finish ³	Loss per GHz	Frequency Max GHz
065T, 100T, 160T	SMS	SMA	Male	Straight	H	SS	P	0.01	18
065T, 100T, 160T	KMS	2.92mm	Male	Straight	H	SS	P	0.01	40
065T, 100T	MMS	2.4mm	Male	Straight	H	SS	P	0.01	50
065T, 100T	SMPFS	SMP	Female	Straight	N/A	Be	G	0.02	40
065T, 100T	SMPFR	SMP	Female	Right Angle	N/A	Be	G	0.02	40
065T, 100T	SMPMFS	SMPM	Female	Straight	N/A	Be	G	0.02	50

¹ C-Nut Style: H=Hex, K=Knurled, HK=Hex Nut & Knurled

² Body Materials: B=Brass, SS=Stainless, Be=Beryllium Copper

³ Body Finish: N=Nickel, S=Silver, G=Gold, P=Passivated
Sex of connector is determined by center conductor

Cable Code	Option Code	Option Description	Option Details
065T, 100T, 160T	+/-2.8 ps ⁴	Phase Match	Standard Tolerance of +/-2.8ps
065T, 100T, 160T	RoHS ⁵	RoHS Compliant	Per EU Directive 2002/95/EC

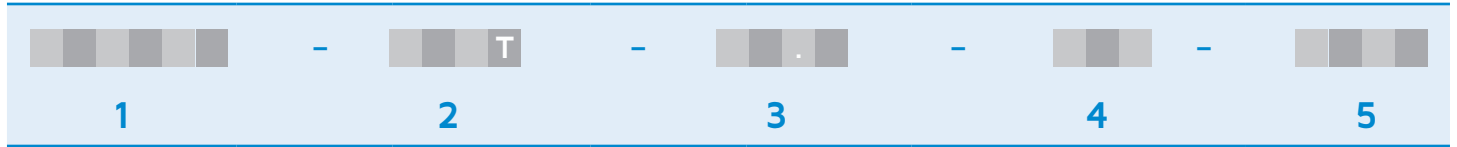
⁴for phase matched assemblies (+/-2.8ps) is required to be added to the end of standard part number
example: SMS-160T-24.0-SMS +/-2.8ps

⁵for RoHS assemblies (RoHS) is required to be added to the end of standard part number
example: SMS-160T-24.0-SMS-RoHS

Custom Options:

The above connectors and options represent the most common types used. Smiths Interconnect offers a wide range of cables, connectors and options. If you do not see an option you require please consult the sales department.

How To Order



1 Connector #1

S M S

SMA Male Straight

M M S

2.4mm Male Straight

S M P F R

SMP Female Right Angle

K M S

2.92mm Male Straight

S M P F S

SMP Female Straight

S M P M F S

SMPM Female Straight

2 Cable (fixed)

0 6 5

Lab-Flex® 065T

1 0 0

Lab-Flex® 100T

1 6 0

Lab-Flex® 160T

3 Length (inches)

3 6 . 0

Example: 36 in.

4 Connector #2

S M S

SMA Male Straight

K M S

2.9mm Male Straight

M M S

2.4mm Male Straight

5 Assembly Option

± 2.8 ps

±2.8ps Phase Matched Electrical Length

R O H S

RoHS Compliant Per EU Directive 2002/95/EC

Worldwide Support

Connectors

Americas

Sales

connectors.uscsr@smithsinterconnect.com

Technical Support

connectors.ustechsupport@smithsinterconnect.com

Europe

Sales

connectors.emeacsr@smithsinterconnect.com

Technical Support

connectors.emeatechsupport@smithsinterconnect.com

Asia

Sales

asiacsr@smithsinterconnect.com

Technical Support

asiatechsupport@smithsinterconnect.com

Fibre Optics & RF Components

Americas

Sales

focom.uscsr@smithsinterconnect.com

Technical Support

focom.techsupport@smithsinterconnect.com

Europe

Sales

focom.emeacsr@smithsinterconnect.com

Technical Support

focom.techsupport@smithsinterconnect.com

Asia

Sales

focom.asiacsr@smithsinterconnect.com

Technical Support

focom.techsupport@smithsinterconnect.com

Semiconductor Test

Americas

Sales

semi.uscsr@smithsinterconnect.com

Technical Support

semi.techsupport@smithsinterconnect.com

Europe

Sales

semi.emeacsr@smithsinterconnect.com

Technical Support

semi.techsupport@smithsinterconnect.com

Asia

Sales

semi.asiacsr@smithsinterconnect.com

Technical Support

semi.techsupport@smithsinterconnect.com

RF/MW Subsystems

Americas, Europe & Asia

Sales

subsystems.csr@smithsinterconnect.com

Technical Support

subsystems.techsupport@smithsinterconnect.com

Connecting Global Markets

more > [smithsinterconnect.com](https://www.smithsinterconnect.com) | [in](#) [🐦](#) [📺](#)

Copyright© 2023 Smiths Interconnect | All rights reserved | Version 1.0

The information contained within this document is subject at all times to applicable Export Control regulations and legal requirements.