

TERMINATION FLANGE MOUNT 75 WATT



DATA SHEET

PART SERIES: 32-1074

SHEET 1 OF 2
Dwg 32-1074

EN 13-3516
Revision-

FEATURES


- Tab Launch
- High Power
- Integrated Heat Sink
- Low VSWR
- Easy Installation

APPLICATIONS

- Mobile Networks
- Broadcast
- High Power Amplifiers
- Isolators
- Military
- Instrumentation

GENERAL DESCRIPTION

EMC Technology offers the widest selection of flange mount terminations worldwide. High power flange components offer excellent performance and the convenience of bolt on installation.



ORDERING INFORMATION

Part Identifier: 32-1074

SPECIFICATIONS

1.0 ELECTRICAL

Nominal Impedance:	50 ohms
Frequency Range:	DC - 2.4 GHz
VSWR:	1.3:1 Max
Input Power CW:	75 Watts at 100°C heat sink, derated linearly to zero power and 150°C
Peak Power:	750 Watts (based on 10us pulse width and 1% duty cycle)
DC Resistance:	50 Ω \pm 5%

2.0 ENVIRONMENTAL

Operating Temperature:	-55°C to +150°C
Non-operating Temperature:	-65°C to +150°C
Temperature Coefficient:	+/-200 PPM / °C max

3.0 MARKING

Unit Marking:	No Marking
---------------	------------

4.0 QUALITY ASSURANCE

Visual and Mechanical Inspection:	Per 824W107
DC Resistance Check:	100% DC Resistance Check
Data Retention:	Standard

5.0 PACKAGING

Standard Packaging:	Tray Packaging
---------------------	----------------

TERMINATION FLANGE MOUNT 75 WATT



DATA SHEET

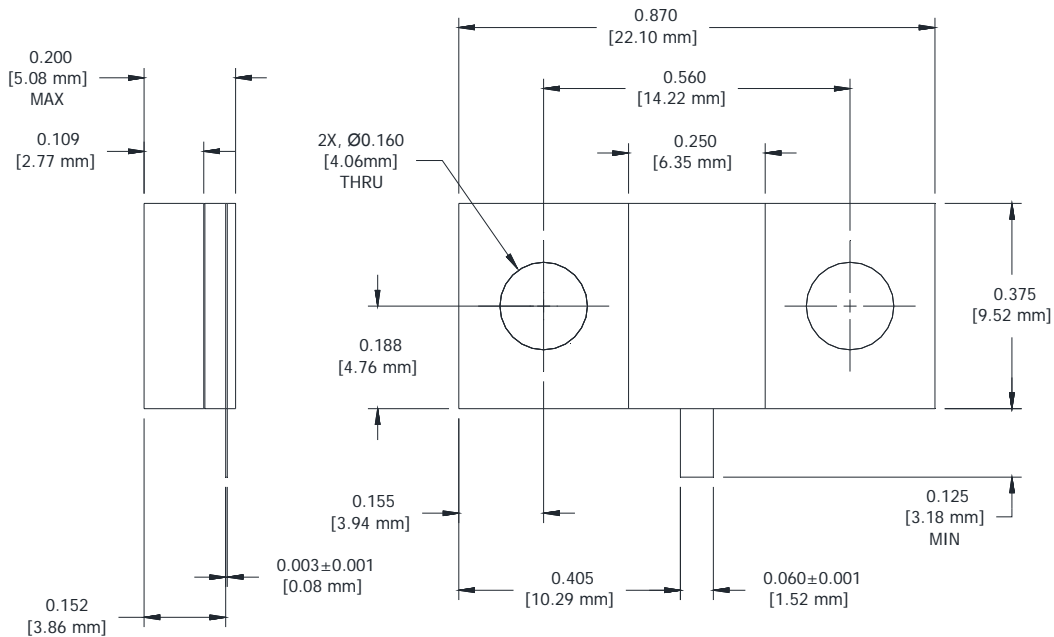
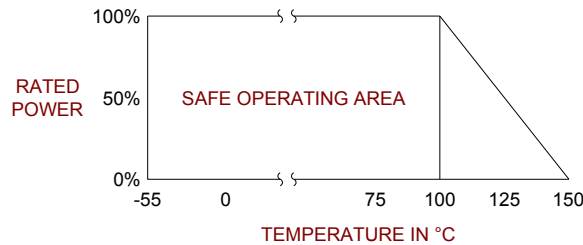
PART SERIES: 32-1074

SHEET 2 OF 2
Dwg 32-1074

EN 13-3516
Revision-

6.0 MECHANICAL

Substrate Material:	Beryllium Oxide
Resistive Film:	Nichrome
Cover Material:	Alumina
Tab Material:	Beryllium Copper
Tab Finish:	Gold over Nickel
Flange Material:	Tellurium Copper
Flange Finish:	Nickel
Metric Dimensions:	Provided for reference only



Unless Otherwise Specified: TOLERANCE: X.XX = ± 0.02 X.XXX = ± 0.010