


# TS06 Series

ATTENUATOR CHIP DC-20GHZ



Smiths Interconnect is the world leader in chip attenuators offering the widest selection of products from DC through Q band. Chip components are offered on Alumina, Aluminum Nitride, Beryllium Oxide, and CVD Diamond for a wide range of applications. Backed by proven performance and significant heritage, Smiths Interconnect is the leader in high reliability components.

The TS06 platform offers best in class performance from DC-20 GHz in a small package size. Rated for DC-20 GHz with excellent broadband response, the TS06 series of products has a wide range of applications. It is constructed on an Alumina substrate with rugged thin film terminations and passivated Tantalum Nitride resistive elements. The product also includes a protective coating for added protection from various environmental conditions. Multiple attenuation values and surface finishes are available for RoHS and tin lead solder applications.

TS06 Series Chip Attenuators offers best in class performance from DC-20 GHz in a small package size.

## Features and Benefits

- Small Footprint
- Multiple Terminal Finishes
- Broad Frequency Range
- Low VSWR
- Wide Range of Attenuation Values
- Tight Attenuation Tolerance

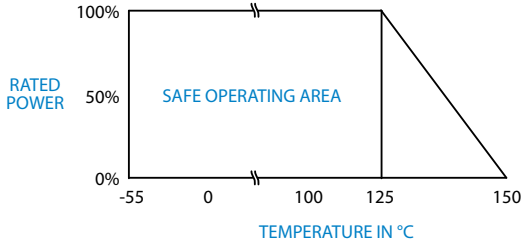
## Applications

- Amplifier Circuits
- Transmit/Receive Modules
- Up/Down Converters
- Instrumentation
- Satellite Communications
- Radar
- Broadcast

# Technical Characteristics

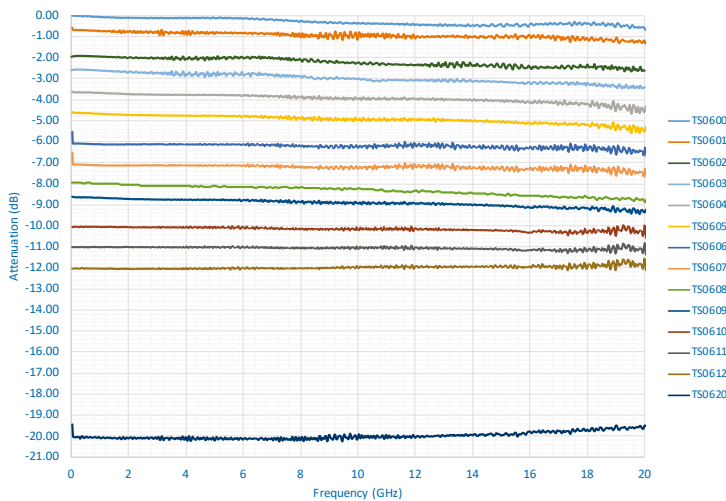
<b>Mounting Configuration Options</b>	Planar					
<b>Electrical</b>						
<b>Nominal Impedance</b>	50 ohms					
<b>Frequency Range</b>	DC -20 GHz					
<b>Attenuation Values Available</b>	0-12, 15 & 20 dB in 1 dB Increments					
<b>Attenuation Accuracy</b>	<b>ATTENUATION ACCURACY (dB)</b>					
	<b>Attenuation Value (dB)</b>	<b>DC-10 GHz</b>			<b>10-20 GHz</b>	
	0	Continuity Only				
	1-9	± 0.50		± 0.50		
	10-12, 15 & 20	± 0.75		± 1.00		
<b>Input Power CW</b>	<b>INPUT POWER (CW)</b>					
	<b>dB</b>	<b>Watts</b>	<b>dB</b>	<b>Watts</b>	<b>dB</b>	<b>Watts</b>
	0-1	3.0	2-3	1.0	10-12, 15 & 20	0.5
<b>Peak Power</b>	10X CW power based on 1 µs pulse width @ 1% Duty Cycle					
<b>VSWR</b>	DC-10GHz 1.25:1 Max, 10-20GHz 1.35:1 Max					
<b>Environmental</b>						
<b>Operating Temperature</b>	-55°C to +150°C					
<b>Storage Temperature</b>	-65°C to +150°C					
<b>Temperature Coefficient</b>	± 200 PPM/°C Max					
<b>Moisture Sensitivity Level</b>	MSL 1 - Unlimited					
<b>Mechanical</b>						
<b>Substrate Material</b>	Alumina (Al <sub>2</sub> O <sub>3</sub> ) 96%					
<b>Resistive Film</b>	Thin Film, Tantalum Nitride					
<b>Protective Coating</b>	Silicon Nitride					
<b>Finish Options</b>	<b>Blank</b>	Solder Plated (Sn60/Pb40)				
	<b>-F</b>	Solderable Gold over Nickel (RoHS Compliant))				
	<b>-S</b>	Pretinned (Sn60/Pb40)				
<b>Marking</b>						
<b>Unit Marking</b>	Orientation dot and dB Value					
<b>Quality Assurance</b>						
	Sample visual and mechanical inspection - 1.0 AQL per mechanical drawing requirements. Periodic electrical inspection performed for commercial grade products. High reliability tested products are available per MIL-PRF-55342.					
<b>Packaging</b>						
<b>Standard Packaging</b>	Tape and Reel or Waffle Pack					

# Power Derating Curve



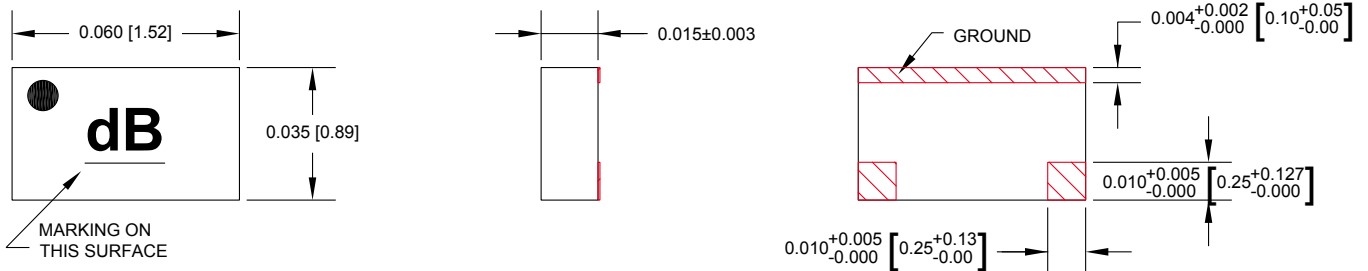
# Typical Data

## TS06XX Series Attenuation



# Mechanical

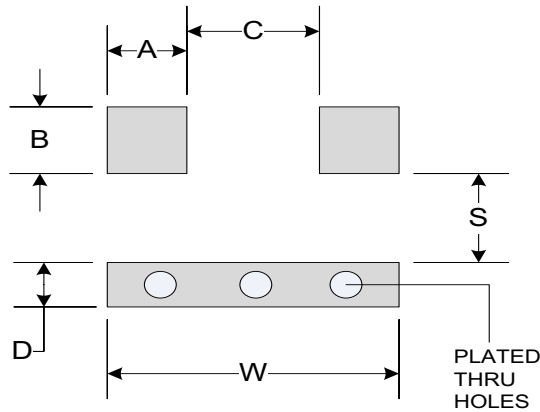
## TS06XX Series Attenuation



Unless otherwise specified, tolerance: X.XXX = ±0.005"

# Suggested Mounting Footprint

Part Number	Inches						Millimeters					
	A	B	C	D	S	W	A	B	C	D	S	W
TS06xxF	0.018	0.018	0.033	0.020	0.016	0.068	0.46	0.46	0.84	0.51	0.41	1.73



## How To Order

Specify Model Number: **TS06XXX**

	<span style="border: 1px solid black; padding: 2px;">T S 0 6</span>	<span style="border: 1px solid black; padding: 2px;"> </span> <span style="border: 1px solid black; padding: 2px;"> </span>	<span style="border: 1px solid black; padding: 2px;"> </span>
<b>1</b>	<b>2</b>	<b>3</b>	
<b>1 Series Name</b>	<span style="border: 1px solid black; padding: 2px;">T S 0 6</span> Series		
<b>2 Attenuation Value</b>	<span style="border: 1px solid black; padding: 2px;">0 0</span> 00 dB through 12.0 dB	<span style="border: 1px solid black; padding: 2px;">1 5</span> 15.0 dB	<span style="border: 1px solid black; padding: 2px;">2 0</span> 20.0 dB
<b>3 Terminal Finish</b>	<span style="border: 1px solid black; padding: 2px;"> </span> Standard	<span style="border: 1px solid black; padding: 2px;">S</span> Pretinning	<span style="border: 1px solid black; padding: 2px;">F</span> RoHS

# Worldwide Support

## Connectors

### Americas

#### Sales

connectors.uscsr@smithsinterconnect.com

#### Technical Support

connectors.ustechsupport@smithsinterconnect.com

### Europe

#### Sales

connectors.emeacsr@smithsinterconnect.com

#### Technical Support

connectors.emeatechsupport@smithsinterconnect.com

### Asia

#### Sales

asiacsr@smithsinterconnect.com

#### Technical Support

asiatechsupport@smithsinterconnect.com

## Fibre Optics & RF Components

### Americas

#### Sales

focom.uscsr@smithsinterconnect.com

#### Technical Support

focom.techsupport@smithsinterconnect.com

### Europe

#### Sales

focom.emeacsr@smithsinterconnect.com

#### Technical Support

focom.techsupport@smithsinterconnect.com

### Asia

#### Sales

focom.asiacsr@smithsinterconnect.com

#### Technical Support

focom.techsupport@smithsinterconnect.com

## Semiconductor Test

### Americas

#### Sales

semi.uscsr@smithsinterconnect.com

#### Technical Support

semi.techsupport@smithsinterconnect.com

### Europe

#### Sales

semi.emeacsr@smithsinterconnect.com

#### Technical Support

semi.techsupport@smithsinterconnect.com

### Asia

#### Sales

semi.asiacsr@smithsinterconnect.com

#### Technical Support

semi.techsupport@smithsinterconnect.com

## RF/MW Subsystems

### Americas, Europe & Asia

#### Sales

subsystems.csr@smithsinterconnect.com

#### Technical Support

subsystems.techsupport@smithsinterconnect.com

# Connecting Global Markets

more > [smithsinterconnect.com](https://www.smithsinterconnect.com) | [in](#) [t](#) [v](#)

Copyright© 2022 Smiths Interconnect | All rights reserved | Version 2.0

The information contained within this document is subject at all times to applicable Export Control regulations and legal requirements.