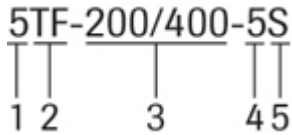


Tunable Bandpass Filters

- 24 MHz to 3000 MHz
- Direct Readout
- Octave Tuning
- High Power
- Digital and Manual Tuning Available
- Diplexer Configuration
- Ruggedized Applications

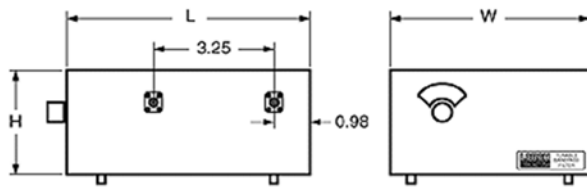
Calculating Number of Sections



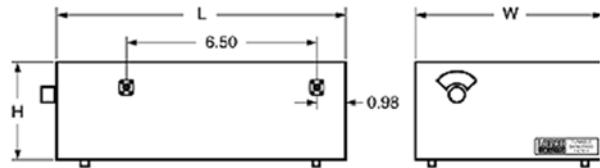
1. Number of Sections
2. Series (TF)
3. Frequency Range, MHZ
4. Percent Bandwidth 3 dB BW and Designator
5. Connectors

Bandwidth	Designator
3 dB	/(blank)
special	/X
Connectors	
Connector Type	Designator
BNC Female (1)	B
F	F
N Female	N
SMA Female	S
TNC Female (1)	T

3 Section Tunable Bandpass



5 Section Tunable Bandpass



Standard Cellular and PCS Tunable Bandpass Filters												
Part No.	No. of Sections	Freq. Range (MHz)	Insert. Loss dB (Typ.)	Nominal Bandwidth	VSWR	Avg. Power (Watts)	Dial Acc.	30 dB/3 dB Ratio	50 dB/3 dB Ratio	Length Inches (mm)	Width Inches (mm)	Height Inches (mm)
Cellular Bandpass												
3BT-800/1000-1S	3	800-1000	1.25	1%	1.5:1 TYP	50 W	±0.5%	3.5:1	N/A	6.6 (167.6)	5.4 (137.2)	2.8 -71.1
5BT-800/1000-1S	5	800-1000	2	1%	1.5:1 TYP	50 W	±0.5%	2.2:1	3.5:1	9.8 -248.9	5.4 (137.2)	2.8 -71.1
PCS Bandpass												
3BT-1800/2200-1S	3	1800-2200	1	1%	1.5:1 TYP	50 W	±0.5%	3.5:1	N/A	6.57" (166.9)	2.0" (50.8)	2.0" -50.8
5BT-1800/2200-1S	5	1800-2200	1.5	1%	1.5:1 TYP	50 W	±0.5%	2.2:1	3.5:1	9.86" -250.4	2.0" -50.8	2.0" -50.8

Standard Tunable Bandpass Specifications							
Number of Sections	Freq. Range (MHz)	Nominal Bandwidth	VSWR	Avg. Power (Watts)	Dial Accuracy	30 dB/3 dB Ratio	50 dB/3 dB Ratio
3	30 - 3000	5%	1.5:1	50 W	±1%	3.5:1	N/A
5	30 - 3000	5%	1.5:1	50 W	±1%	2.2:1	3.5:1

3 Section Tunable Bandpass				
Stock 3 Section Units	Insertion Loss dB (Typical)	Length Inches (mm)	Width Inches (mm)	Height Inches (mm)
3TF-24/48-5S	1	6.6 (167.6)	5.4 (137.2)	2.8 (71.1)
3TF-30/76-5S	1	6.6 (167.6)	5.4 (137.2)	2.8 (71.1)
3TF-32/64-5S	0.8	6.6 (167.6)	5.4 (137.2)	2.8 (71.1)
3TF-48/95-5S	0.8	6.6 (167.6)	5.4 (137.2)	2.8 (71.1)
3TF-63/125-5S	0.8	6.6 (167.6)	5.4 (137.2)	2.8 (71.1)
3TF-95/190-5S	0.8	6.6 (167.6)	5.4 (137.2)	2.8 (71.1)
3TF-125/250-5S	0.8	6.6 (167.6)	5.4 (137.2)	2.8 (71.1)
3TF-200/400-5S	0.8	6.6 (167.6)	5.4 (137.2)	2.8 (71.1)
3TF-225/400-5S	0.8	6.6 (167.6)	5.4 (137.2)	2.8 (71.1)

3TF-250/500-5S	0.7	6.6 (167.6)	5.4 (137.2)	2.8 (71.1)
3TF-375/750-5S	0.7	6.6 (167.6)	5.4 (137.2)	2.8 (71.1)
3TF-500/1000-5S	0.7	6.6 (167.6)	5.4 (137.2)	2.8 (71.1)
3TF-750/1500-5S	0.7	6.6 (167.6)	5.4 (137.2)	2.8 (71.1)
3TF-1000/2000-5S	0.7	5.0 (127.0)	2.9 (73.7)	2.8 (71.1)
3TF-1500/3000-5S	0.7	5.0 (127.0)	2.9 (73.7)	2.8 (71.1)

5 Section Tunable Bandpass				
Stock 5 Section Units	Insertion Loss dB (Typical)	Length Inches (mm)	Width Inches (mm)	Height Inches (mm)
5TF-24/48-5S	1.3	9.8 (248.9)	5.4 (137.2)	2.8 (71.1)
5TF-30/76-5S	1.3	9.8 (248.9)	5.4 (137.2)	2.8 (71.1)
5TF-32/64-5S	1.3	9.8 (248.9)	5.4 (137.2)	2.8 (71.1)
5TF-48/95-5S	1.3	9.8 (248.9)	5.4 (137.2)	2.8 (71.1)
5TF-63/125-5S	1.3	9.8 (248.9)	5.4 (137.2)	2.8 (71.1)
5TF-95/190-5S	1.3	9.8 (248.9)	5.4 (137.2)	2.8 (71.1)
5TF-125/250-5S	1.3	9.8 (248.9)	5.4 (137.2)	2.8 (71.1)
5TF-200/400-5S	1.3	9.8 (248.9)	5.4 (137.2)	2.8 (71.1)
5TF-225/400-5S	1	9.8 (248.9)	5.4 (137.2)	2.8 (71.1)
5TF-250/500-5S	1	9.8 (248.9)	5.4 (137.2)	2.8 (71.1)
5TF-375/750-5S	1	9.8 (248.9)	5.4 (137.2)	2.8 (71.1)

5TF-500/1000-5S	1	9.8 (248.9)	5.4 (137.2)	2.8 (71.1)
5TF-750/1500-5S	1	9.8 (248.9)	5.4 (137.2)	2.8 (71.1)
5TF-1000/2000-5S	1	7.4 (188.0)	2.9 (73.7)	2.8 (71.1)
5TF-1500/3000-5S	1	7.4 (188.0)	2.9 (73.7)	2.8 (71.1)