

# TERMINATION CHIP 150 WATT



DATA SHEET

PART SERIES: 82-3031

SHEET 1 OF 2  
Dwg 82-3031

EN 13-3453  
Revision-

## FEATURES


Wide Band Operation  
High Power  
Direct Attached  
Low VSWR  
Easy Installation

## APPLICATIONS

Mobile Networks  
Broadcast  
High Power Amplifiers  
Isolators  
Military  
Instrumentation

## GENERAL DESCRIPTION

EMC Technology offers the widest selection of chip terminations worldwide. Chip components are offered in both thick and thin film resistive material and available in Alumina, Aluminum Nitride, Beryllium Oxide and CVD Diamond.



## ORDERING INFORMATION

**Part Identifier:** 82-3031

## SPECIFICATIONS

### 1.0 ELECTRICAL

|                    |  |
|--------------------|--|
| Nominal Impedance: | 50 ohms  |
| Frequency Range:   | DC - 2.0 GHz   |
| VSWR:              | 1.10:1 Max   |
| Input Power CW:    | 150 Watts @ 85°C heat sink, derated linearly to zero power and 150°C |
| Peak Power:        | 1500 Watts (based on 10us pulse width and 1% duty cycle)             |
| DC Resistance:     | 50 $\Omega$ $\pm$ 2%   |

### 2.0 ENVIRONMENTAL

|                            |                     |
|----------------------------|---------------------|
| Operating Temperature:     | -55°C to +150°C     |
| Non-operating Temperature: | -65°C to +150°C     |
| Temperature Coefficient:   | +/-200 PPM / °C max |

### 3.0 MARKING

|               |            |
|---------------|------------|
| Unit Marking: | No Marking |
|---------------|------------|

### 4.0 QUALITY ASSURANCE

|                                   |                          |
|-----------------------------------|--------------------------|
| Visual and Mechanical Inspection: | Per 824W107              |
| DC Resistance Check:              | 100% DC Resistance Check |
| Data Retention:                   | Standard                 |

### 5.0 PACKAGING

|                     |               |
|---------------------|---------------|
| Standard Packaging: | Tape and Reel |
|---------------------|---------------|

# TERMINATION CHIP 150 WATT



DATA SHEET

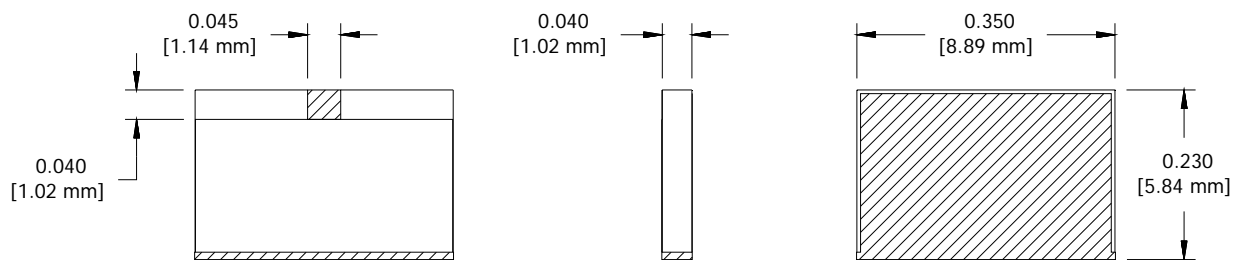
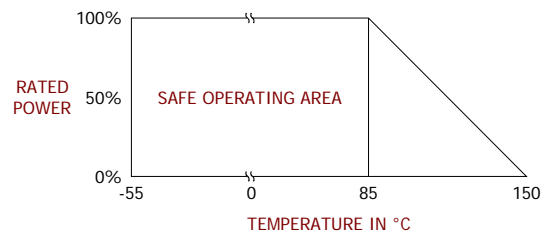
PART SERIES: 82-3031

SHEET 2 OF 2  
Dwg 82-3031

EN 13-3453  
Revision-

## 6.0 MECHANICAL

|                     |                             |
|---------------------|-----------------------------|
| Substrate Material: | Beryllium Oxide             |
| Resistive Film:     | Nichrome                    |
| Terminal Material:  | Tin/Lead                    |
| Metric Dimensions:  | Provided for reference only |



Unless Otherwise Specified: TOLERANCE: X.XX = ± 0.02 X.XXX = ± 0.010