

RESISTOR CHIP 20 WATT



DATA SHEET

PART SERIES: 81-3032-X-X

SHEET 1 OF 2
Dwg 81-3032

EN 13-3509
Revision-

FEATURES


- Wide Band Operation
- High Power
- Direct Attached
- Low Capacitance
- Easy Installation
- Wide Resistance Range

APPLICATIONS

- Broadcast
- High Power Filters
- High Power Amplifiers
- Isolators
- Military
- Instrumentation

GENERAL DESCRIPTION

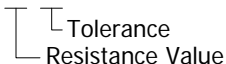
EMC Technology offers the widest selection of chip resistors worldwide. Chip components are offered in both thick and thin film resistive material and available in Alumina, Aluminium Nitride, Beryllium Oxide and CVD Diamond.



ORDERING INFORMATION

Part Identifier:

81-3032-X-X



SPECIFICATIONS

1.0 ELECTRICAL

Resistance Range:	7 -1200 OHMS
Resistance Tolerance:	±5% standard 1% and 2% available
Input Power CW:	20 watts @ 100°C heat sink, derated linearly to zero power at 150°C
Peak Power:	400 watts (based on 10us pulse width and 1% duty cycle)
Frequency Range:	DC – 2.0 GHz

2.0 ENVIRONMENTAL

Operating Temperature:	-55°C to +150°C
Non-operating Temperature:	-65°C to +150°C
Temperature Coefficient:	+/-200 PPM / °C max

3.0 MARKING

Unit Marking:	No Marking
---------------	------------

4.0 QUALITY ASSURANCE

Visual and Mechanical Inspection:	Per 824W107
DC Resistance Check:	100% DC Resistance Check
Data Retention:	Standard

5.0 PACKAGING

Standard Packaging:	Tape and Reel
---------------------	---------------

RESISTOR CHIP 20 WATT



DATA SHEET

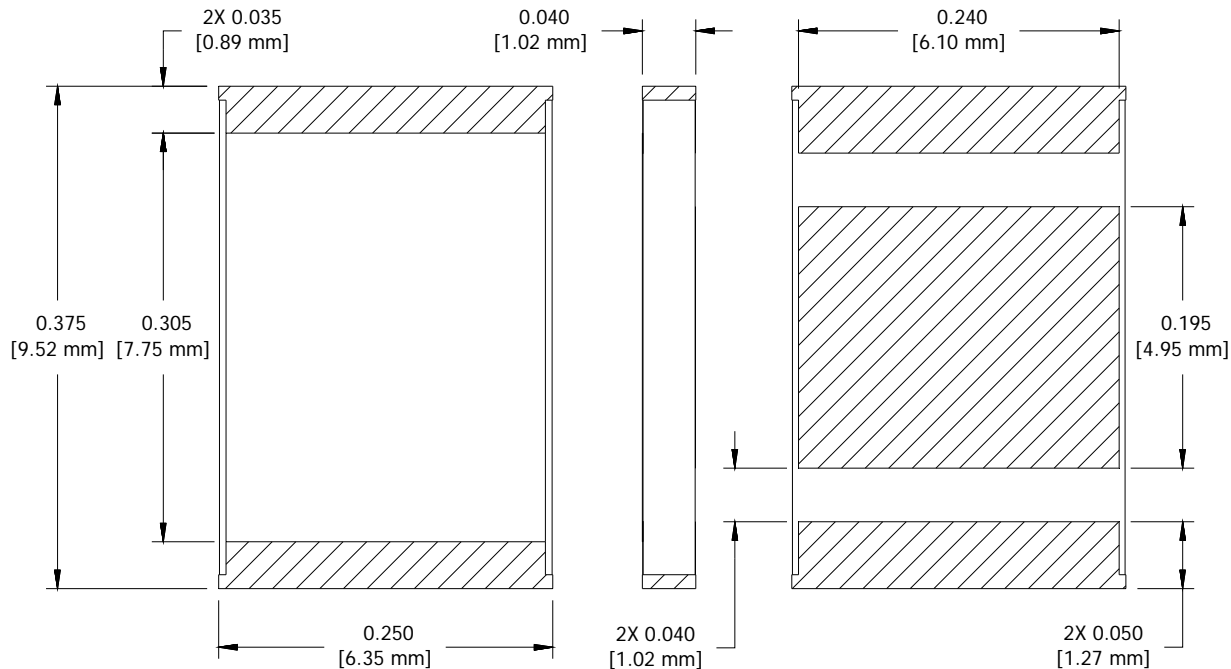
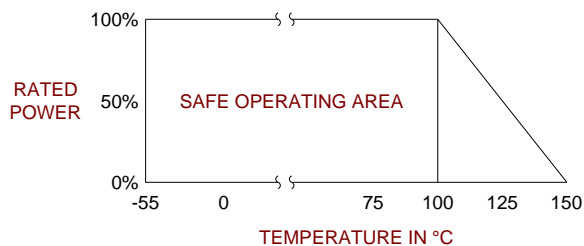
PART SERIES: 81-3032-X-X

SHEET 2 OF 2
Dwg 81-3032

EN 13-3509
Revision-

6.0 MECHANICAL

Substrate Material:	Beryllium Oxide
Resistive Film:	Thin Film
Terminal Material:	Thick film, Nickel barrier Tin/Lead plated
Metric Dimensions:	Provided for reference only



Unless Otherwise Specified: TOLERANCE: X.XX = ± 0.02 X.XXX = ± 0.010