

# RESISTOR CHIP 50 WATT



DATA SHEET

PART SERIES: 81-3003A-X-X

SHEET 1 OF 2  
Dwg 81-3003A


EN 13-3509  
Revision-

## FEATURES

Wide Band Operation  
High Power  
Direct Attached  
Low Capacitance  
Easy Installation  
Wide Resistance Range

## APPLICATIONS

Broadcast  
High Power Filters  
High Power Amplifiers  
Isolators  
Military  
Instrumentation



## GENERAL DESCRIPTION

EMC Technology offers the widest selection of chip resistors worldwide. Chip components are offered in both thick and thin film resistive material and available in Alumina, Aluminium Nitride, Beryllium Oxide and CVD Diamond.

## ORDERING INFORMATION

### Part Identifier:

81-3003A-X-X

┌┐ Tolerance  
└┘ Resistance Value

## SPECIFICATIONS

### 1.0 ELECTRICAL

Resistance Range: 5 - 120 OHMS  
Resistance Tolerance: ±5% standard 1% and 2% available  
Input Power CW: 50 watts @ 100°C heat sink, derated linearly to zero power at 150°C  
Peak Power: 500 watts (based on 10us pulse width and 1% duty cycle)

### 2.0 ENVIRONMENTAL

Operating Temperature: -55°C to +150°C  
Non-operating Temperature: -65°C to +150°C  
Temperature Coefficient: +/-200 PPM / °C max

### 3.0 MARKING

Unit Marking: No Marking

### 4.0 QUALITY ASSURANCE

Visual and Mechanical Inspection: Per 824W107  
DC Resistance Check: 100% DC Resistance Check  
Data Retention: Standard

### 5.0 PACKAGING

Standard Packaging: Tape and Reel

# RESISTOR CHIP 50 WATT



DATA SHEET

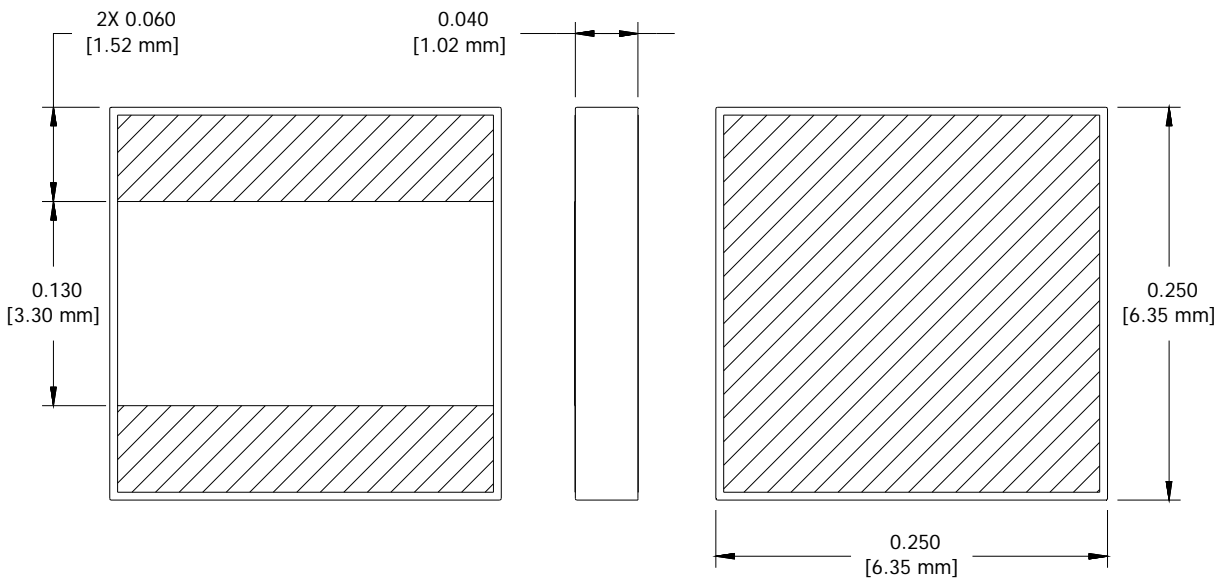
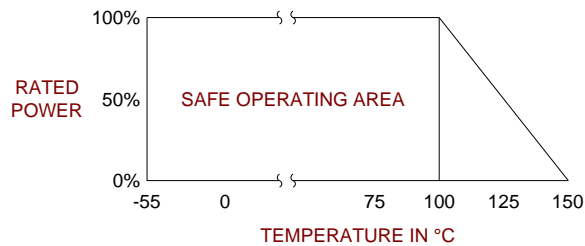
PART SERIES: 81-3003A-X-X

SHEET 2 OF 2  
Dwg 81-3003A

EN 13-3509  
Revision-

## 6.0 MECHANICAL

Substrate Material:	Beryllium Oxide
Resistive Film:	Thin Film
Terminal Material:	Thick film, Nickel barrier Tin/Lead plated
Metric Dimensions:	Provided for reference only



Unless Otherwise Specified: TOLERANCE: X.XX =  $\pm 0.02$  X.XXX =  $\pm 0.010$