

RESISTOR CHIP 50 WATT



DATA SHEET

PART SERIES: 81-3036-X-X

SHEET 1 OF 2
Dwg 81-3036

EN 13-3508
Revision-

FEATURES


- Wide Band Operation
- High Power
- Direct Attached
- Low Capacitance
- Easy Installation
- Wide Resistance Range

APPLICATIONS

- Broadcast
- High Power Filters
- High Power Amplifiers
- Isolators
- Military
- Instrumentation

GENERAL DESCRIPTION

EMC Technology offers the widest selection of chip resistors worldwide. Chip components are offered in both thick and thin film resistive material and available in Alumina, Aluminium Nitride, Beryllium Oxide and CVD Diamond.



ORDERING INFORMATION

Part Identifier:

81-3036-X-X

┌┐ Tolerance
└┘ Resistance Value

SPECIFICATIONS

1.0 ELECTRICAL

Resistance Range:	10 - 400 OHMS
Resistance Tolerance:	±5% standard 1% and 2% available
Typical Capacitance:	1.33 pF
Input Power CW:	50 watts @ 100°C heat sink, derated linearly to zero power at 150°C
Peak Power:	500 watts (based on 10us pulse width and 1% duty cycle)

2.0 ENVIRONMENTAL

Operating Temperature:	-55°C to +150°C
Non-operating Temperature:	-65°C to +150°C
Temperature Coefficient:	+/-200 PPM / °C max

3.0 MARKING

Unit Marking:	No Marking
---------------	------------

4.0 QUALITY ASSURANCE

Visual and Mechanical Inspection:	Per 824W107
DC Resistance Check:	100% DC Resistance Check
Data Retention:	Standard

5.0 PACKAGING

Standard Packaging:	Tape and Reel
---------------------	---------------

RESISTOR CHIP 50 WATT



DATA SHEET

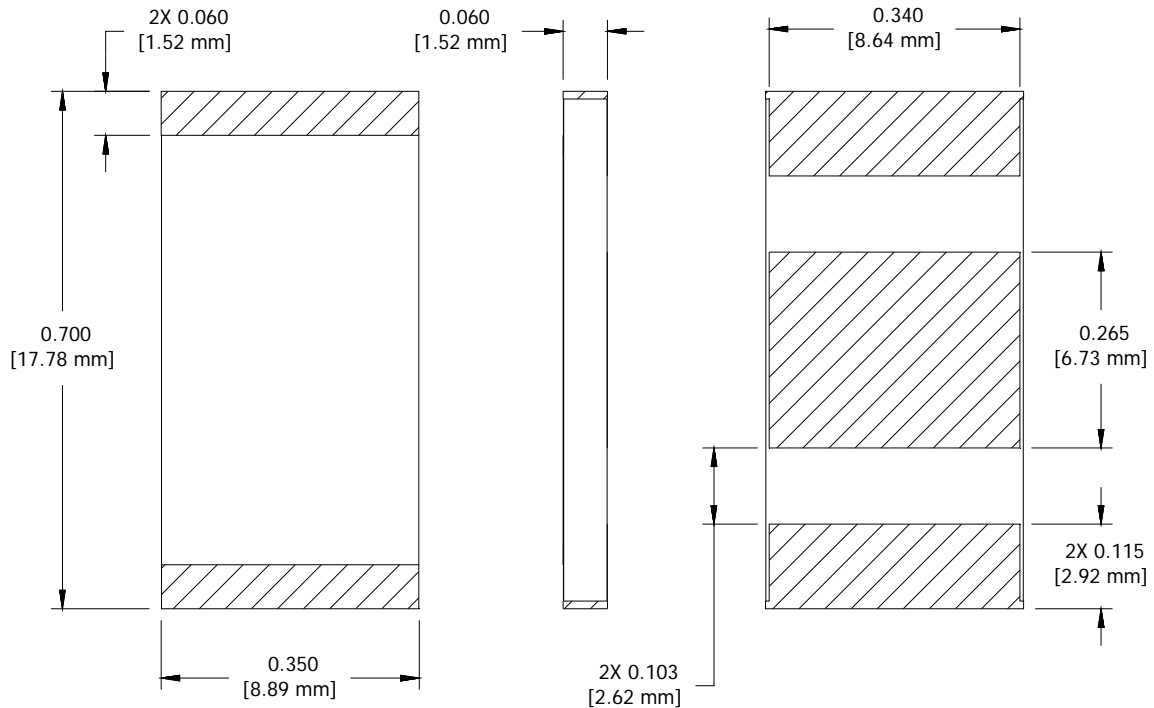
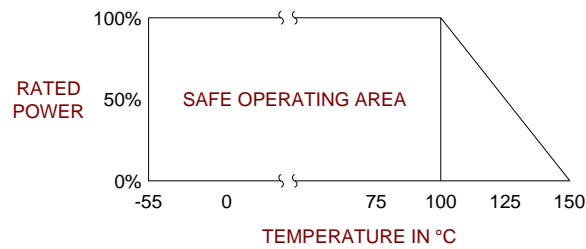
PART SERIES: 81-3036-X-X

SHEET 2 OF 2
Dwg 81-3036

EN 13-3508
Revision-

6.0 MECHANICAL

Substrate Material:	Alumina
Resistive Film:	Thin Film
Terminal Material:	Thick Film Nickel Barrier Solder Plated
Metric Dimensions:	Provided for reference only



Unless Otherwise Specified: TOLERANCE: X.XX = ± 0.02 X.XXX = ± 0.010