

EDD

NOTES:
UNLESS OTHERWISE SPECIFIED, TOLERANCES ARE $\pm .010$ " [.254mm].

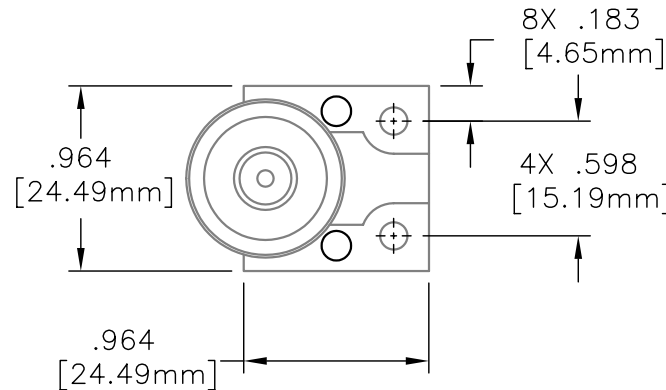
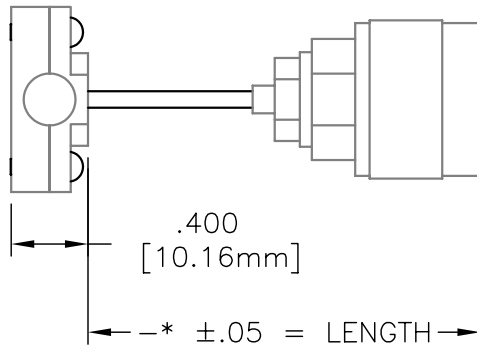
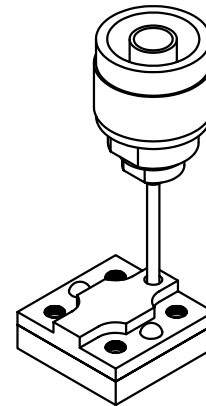
CAD#12-5049#_A

DRAWING NO.:

12-5049-*

REV.

A




MATERIALS:

BODY: ALUMINUM PER ASTM B221
SUBSTRATE: BERYLLIUM OXIDE
RESISTIVE FILM: NICHROME
CABLE: BJ085
CONNECTOR: TYPE N

FINISH:

BODY COVER: YELLOW IRRIDITE
BODY BASE: TRI METAL
ELECTRICAL: (TERMINATION)
NOMINAL IMPEDANCE: 50 OHMS
FREQUENCY RANGE: DC-3.0 GHz
VSWR (MAX): 1.20:1
AVERAGE POWER: 150 WATTS
DC RESISTANCE: 50 \pm 5% OHMS
TEMPERATURE COEFFICIENT: \pm 200 PPM MAX
OPERATING TEMPERATURE: -55° TO +150° (°C)

				EN# 04-F0164	APVD	DATE	REFERENCE	 8851 OLD KANSAS AVE. STUART, FL. 34997 772-286-9300			
				UNLESS OTHERWISE SPECIFIED 1. DO NOT SCALE DRAWING 2. DIMENSIONS ARE IN INCHES 3. DIMENSIONS ARE AFTER PLATING 4. CORNERS, EDGES AND FILLETS: R 5. SURFACE ROUGHNESS: 6. REMOVE ALL BURRS			MATERIAL	TITLE TERMINATION, COAXIAL REMOTE, 150 WATT			
							FINISH				
				TOLERANCES .X \pm .XX \pm .XXX \pm ANGLES X° \pm			SCALE	CAGE CODE ID NO.	SIZE	DRAWING NO.:	REV.
				THE INFORMATION CONTAINED HEREIN IS: (A) CONSIDERED PROPRIETARY TO FLORIDA RF LABS INC.; (B) PROTECTED BY COPYRIGHT OWNED BY FLORIDA RF LABS INC.; (C) CONSIDERED A "WORK FOR HIRE" UNDER COPYRIGHT LAW; (D) PROTECTED BY TRADE SECRET LAWS WHICH MAKE ILLEGAL THE MISAPPROPRIATION OF THIS INFORMATION; AND (E) IS TO BE USED SOLELY FOR THE PURPOSE WHICH IT IS SUPPLIED. THIS INFORMATION SHALL NOT BE DISCLOSED IN WHOLE OR IN PART, TO ANY PARTY, FOR ANY REASON WITHOUT THE EXPRESS WRITTEN CONSENT OF A QUALIFIED EXECUTIVE OF FLORIDA RF LABS INC.			1/1	2Y194	A	12-5049-*	A
REV.	DESCRIPTION	DRAWN	APVD.				MFG:	CHKD.:	DRAWN: ALM 05/06/04	SHEET	OF