

ATTENUATOR TAB & COVER 100 WATT



DATA SHEET

PART SERIES: 83-7023TC-XX.XX

SHEET 1 OF 2
Dwg 83-7023TC

EN 13-3534
Revision -

FEATURES


Tab Launch
High Power
Excellent Heat Transfer
Low VSWR
Easy Installation
Wide Attenuation Offering

APPLICATIONS

Mobile Networks
Broadcast
High Power Amplifiers
Isolators
Military
Instrumentation

GENERAL DESCRIPTION

EMC Technology offers the widest selection of flangeless attenuators worldwide. Tab and cover components offer the highest performance of any style of attenuator component.



ORDERING INFORMATION

Part Identifier:

83-7023TC-XX.XX

Attenuation Value

SPECIFICATIONS

1.0 ELECTRICAL

Nominal Impedance:	50 ohms
Frequency Range:	DC - 2.5 GHz
Attenuation Values Available:	1 through 20 dB in 1 dB increments
Attenuation Accuracy:	1 through 5 dB \pm 0.5 dB 6 through 20 dB \pm 1.5 dB
Input Power CW:	100 watts @ 100°C heat sink, derated linearly to zero power at 150°C
Peak Power:	1000 watts (based on 10us pulse width and 1% duty cycle)
VSWR:	1.20:1 Max

2.0 ENVIRONMENTAL

Operating Temperature:	-55°C to +150°C
Non-operating Temperature:	-65°C to +150°C
Temperature Coefficient:	+/-200 PPM / °C max

3.0 MARKING

Unit Marking:	Logo and Part Number; legibility and permanency per MIL-STD-130
---------------	---

4.0 QUALITY ASSURANCE

Sample Inspect Per MIL-STD-105, Level II, 1.0% AQL.

Visual and Mechanical Examination for Conformance To Outline Drawing Requirements.

Measure Attenuation and VSWR

Data Retention – Standard

5.0 PACKAGING

Standard Packaging:	Tray
---------------------	------

ATTENUATOR TAB & COVER 100 WATT



DATA SHEET

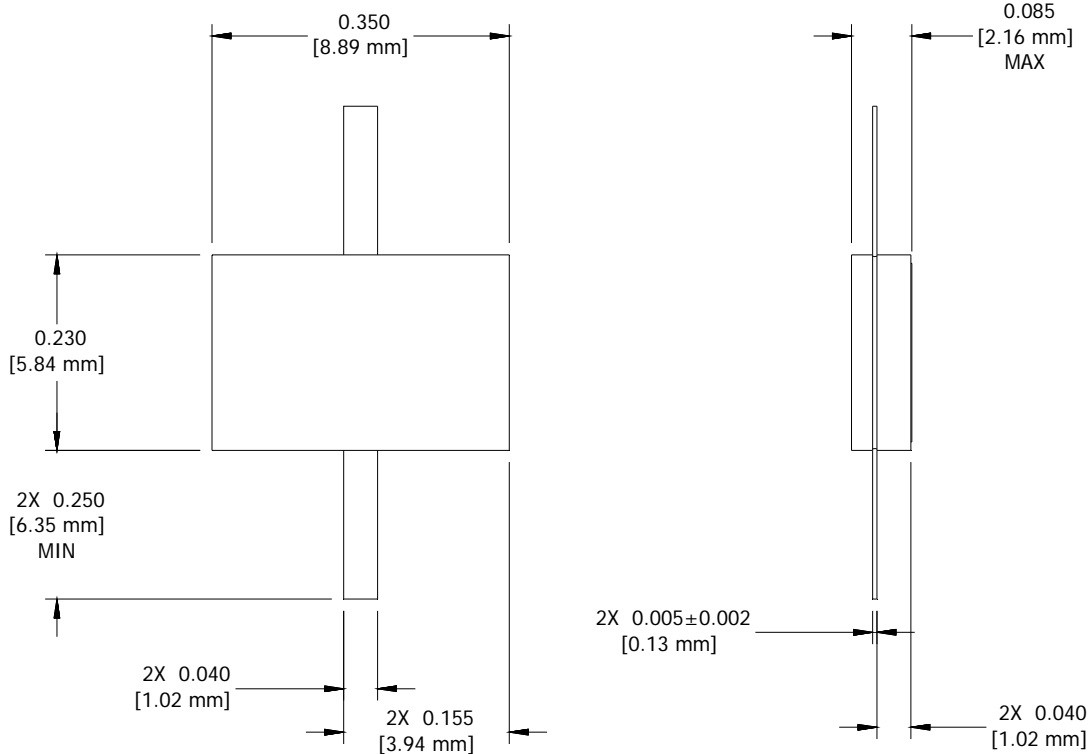
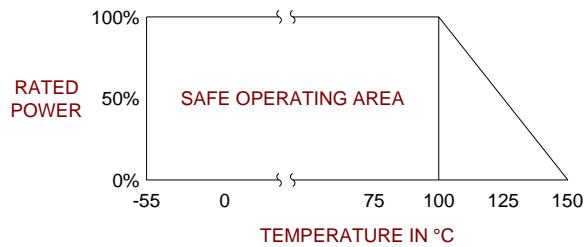
PART SERIES: 83-7023TC-XX.XX

SHEET 2 OF 2
Dwg 83-7023TC

EN 13-3534
Revision -

6.0 MECHANICAL

Substrate Material:	Aluminum Nitride
Resistive Film:	Thin Film
Cover Material:	Alumina
Tab Material:	Beryllium Copper
Tab Finish:	Tin/Lead
Metric Dimensions:	Provided for reference only



Unless Otherwise Specified: TOLERANCE: X.XX = ± 0.02 X.XXX = ± 0.010