

RESISTOR FLANGE MOUNT 150 WATT



DATA SHEET

PART SERIES: 31A1075XXF

SHEET 1 OF 2
Dwg 31A1075F


EN 13-3527
Revision-

FEATURES

- Tab Launch
- High Power
- Integrated Heat Sink
- Low Capacitance
- Easy Installation
- Wide Resistance Range

APPLICATIONS

- Broadcast
- High Power Filters
- High Power Amplifiers
- Isolators
- Military
- Instrumentation



GENERAL DESCRIPTION

EMC Technology offers the widest selection of flange mount resistors worldwide. High power flange components offer excellent performance and the convenience of bolt on installation.

ORDERING INFORMATION

Part Identifier:

31A1075XXF

┌┐ Tolerance
└┘ Resistance Value

SPECIFICATIONS

1.0 ELECTRICAL

Resistance Range:	12 - 400 OHMS
Resistance Tolerance:	±5% standard 1% and 2% available
Typical Capacitance:	0.5 pF
Input Power CW:	150 watts @ 100°C heat sink, derated linearly to zero power at 150°C
Peak Power:	1500 watts (based on 10us pulse width and 1% duty cycle)

2.0 ENVIRONMENTAL

Operating Temperature:	-55°C to +150°C
Non-operating Temperature:	-65°C to +150°C
Temperature Coefficient:	+/-200 PPM / °C max

3.0 MARKING

Unit Marking:	Logo and Part Number, legibility and permanency per MIL-STD-130
---------------	---

4.0 QUALITY ASSURANCE

Visual and Mechanical Inspection:	Per 824W107
DC Resistance Check:	100% DC Resistance Check
Data Retention:	Standard

5.0 PACKAGING

Standard Packaging:	Tray
---------------------	------

RESISTOR FLANGE MOUNT 150 WATT



DATA SHEET

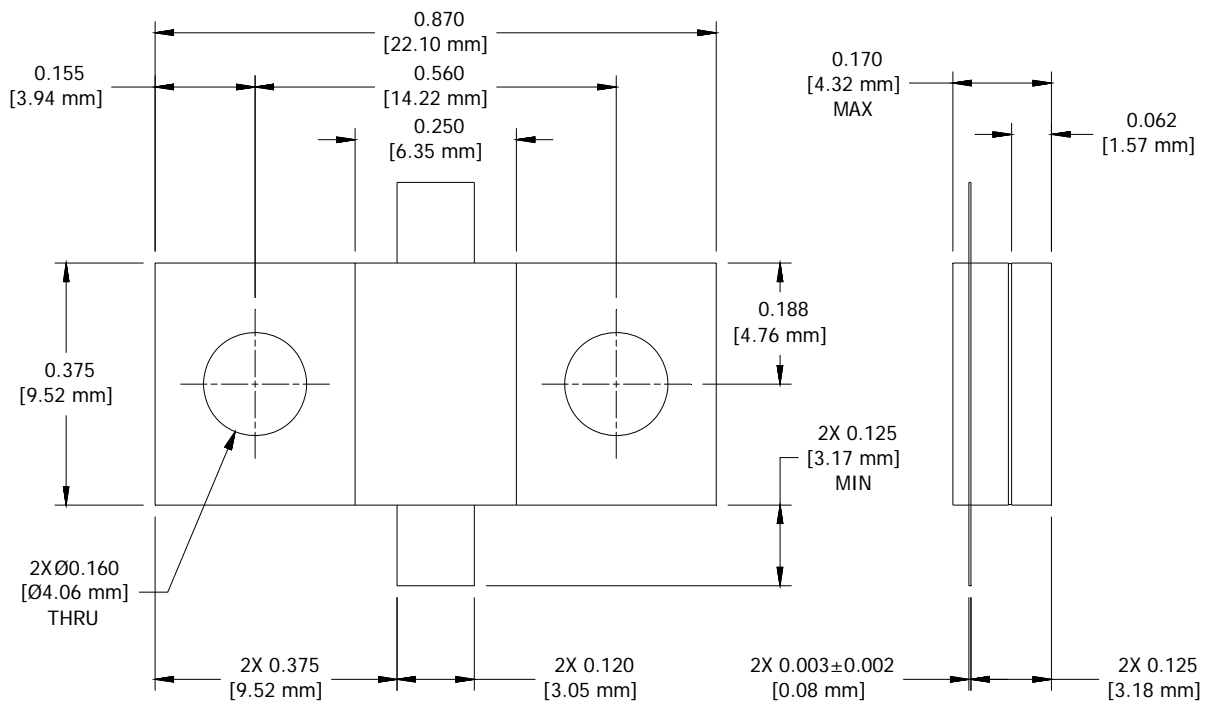
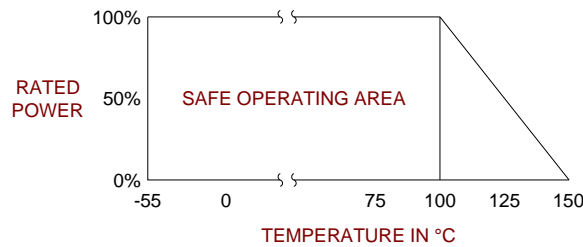
PART SERIES: 31A1075XF

SHEET 2 OF 2
Dwg 31A1075F

EN 13-3527
Revision-

6.0 MECHANICAL

Substrate Material:	Beryllium Oxide
Resistive Film:	Thin Film
Cover Material:	Alumina
Tab Material:	Beryllium Copper
Tab Finish:	Silver plated
Flange Material:	Copper
Flange Finish:	Nickel
Metric Dimensions:	Provided for reference only



Unless Otherwise Specified: TOLERANCE: X.XX = ± 0.02 X.XXX = ± 0.010