

ATTENUATOR CHIP 10 WATT



DATA SHEET

PART SERIES: 83A7014XX.XXF

SHEET 1 OF 2
Dwg 83A7014F

EN 13-3506
Revision -

FEATURES

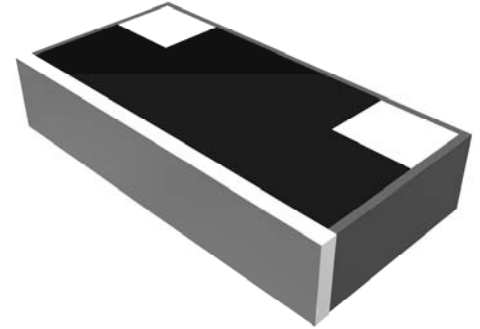
- Small Footprint
- High Power
- Surface Mount
- Low VSWR
- Easy Installation
- Wide Attenuation Offering

APPLICATIONS

- Mobile Networks
- Broadcast
- High Power Amplifiers
- Isolators/Circulators
- Military
- Instrumentation

GENERAL DESCRIPTION

EMC Technology offers the widest selection of chip attenuators worldwide. Chip components are offered in Alumina, Aluminum Nitride, Beryllium Oxide, and CVD diamond for maximum performance.



ORDERING INFORMATION

Part Identifier:

83A7014XX.XXF

└─ Attenuation Value

SPECIFICATIONS

1.0 ELECTRICAL

Nominal Impedance:	50 ohms
Frequency Range:	DC - 2.0 GHz
Attenuation Values Available:	20 and 30 dB
Attenuation Accuracy:	20 and 30 dB \pm 1.5 dB
Input Power CW:	10 watts @ 100°C heat sink, derated linearly to zero power at 150°C
Peak Power:	100 watts (based on 10us pulse width and 1% duty cycle)
VSWR:	1.35:1 Max

2.0 ENVIRONMENTAL

Operating Temperature:	-55°C to +150°C
Non-operating Temperature:	-65°C to +150°C
Temperature Coefficient:	+/-200 PPM / °C max

3.0 MARKING

Unit Marking:	None
---------------	------

4.0 QUALITY ASSURANCE

Sample Inspect Per MIL-STD-105, Level II, 1.0% AQL.
Visual and Mechanical Inspection for Conformance to Outline Drawing
Measure Attenuation and VSWR
Data Retention - Standard

5.0 PACKAGING

Standard Packaging:	Tape and Reel
---------------------	---------------

ATTENUATOR CHIP 10 WATT



DATA SHEET

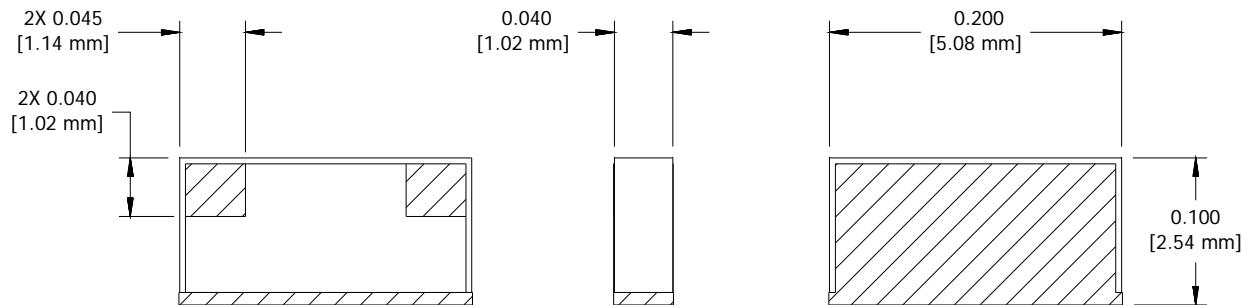
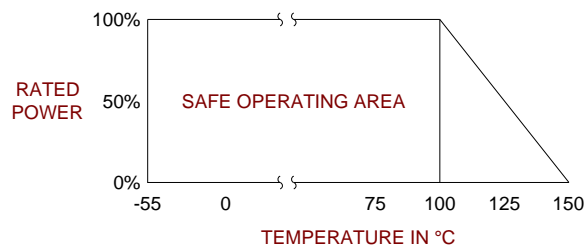
PART SERIES: 83A7014XX.XXF

SHEET 2 OF 2
Dwg 83A7014F

EN 13-3506
Revision -

6.0 MECHANICAL

Substrate Material:	Aluminum Nitride
Resistive Film:	Thin Film
Terminal Material:	Thick film, Silver plated
Metric Dimensions:	Provided for reference only



Unless Otherwise Specified: TOLERANCE: X.XX = ± 0.02 X.XXX = ± 0.010