

ASR/ASR-F Series

VNA/PNA Coaxial Test Cable Assemblies



ASR/ASR-F Series

VNA/PNA Coaxial Test Cable Assemblies



Smiths Interconnect's ASR/ASR-F product portfolio provides customers with a VNA/PNA grade solution for test applications requiring signal stability and repeatability. The combination of consistent performance and high reliability products translates to lower cost of ownership while improving testing performance. The benefits enable customers to be more competitive with support of an established technology partner.

The ASR/ASR-F cables are designed specifically to minimize phase change and demonstrate precision repeatability when subjected to a wide range of testing parameters. They also have a very stable nature around room temperature. As such, Test & Measurement applications are ideal for this product line.

The ASR is a Semi-Rigid assembly with armor for precision phase measurements. The ASR-F, while keeping most of this precision, allows for more dynamic movement during the measurement process due to its flexible cable. Repeatability is the main goal for both cables. The attenuation is reduced to a minimum with low loss PTFE dielectrics found in both cables. Cables can be manufactured with NMD connectors in order to attach directly to analyzer ports. Over the years, these characteristics have earned ASR/ASR-F cables an excellent reputation for use in Test & Measurement environments. Test reports are available on request.

ASR/ASR-F Series, specifically designed for the Test & Measurement market. Ideal for making precise RF measurements where phase, low insertion loss, and repeatability are needed.

Features and Benefits

- Up to 50 GHz
- 40% lower loss than Solid PTFE dielectrics
- Measurement Repeatability and Stability
- Phased Matched Pairs and Sets Available (standard tolerance is +/- one degree per GHz or +/-2.8 picoseconds)

Applications

- Test & Measurement

Technical Characteristics

ASR/ASR-F Series	ASR	ASR-F
Electrical		
Frequency, Max (GHz)	50	50
Impedance, nominal (Ω)	50	50
Velocity of Propagation (%)	76.5	74
Shielding Effectiveness, 18 GHz (dB/ft)	>100	>90
Capacitance (pF/ft)	26.9	26.7
Delay (ns/ft), (ns/meter)	1.33 (4.37)	1.37 (4.40)
Attenuation k1 (db/100ft) @ 25°C	0.54	0.4332
Attenuation k2 (db/100ft) @ 25°C	0.0003	0.000531

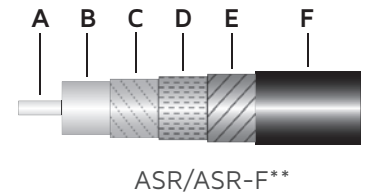
Attenuation (Typical) at any Frequency = $k_1 \times \text{SqRt}(\text{FMHz}) + k_2 \times (\text{FMHz})$

Mechanical & Environmental

Temperature Range (°C)	-55 to +100	-65 to +200
Minimum Bend Radius (inch), (mm)	1.5, 38.10	1.5, 38.10

Construction

Inner Conductor	A	Solid SPC	Solid SPC
Dielectric	B	ePTFE	ePTFE
First Outer Shield	C	Tin Plated Copper	SPC Flat
Second Outer Shield	D	Polyolefin Protection	Metalized Foil
Third Outer Shield	E	-	SPC Round
Jacket (inch O.D.)	F	(.290) Stainless Steel Armor	**FEP



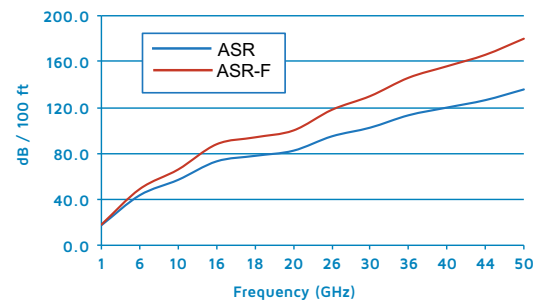
**ASR-F has Monocoil Armor, extruded Silicone and Abrasion jacket over FEP. Typical diameter is .340 inches

Attenuation (dB/100ft)

GHz	ASR	ASR-F
1	17.4	18.0
6	43.6	49.0
10	57.0	66.0
16	73.1	88.0
18	77.9	94.0
20	82.4	100.0
26	94.9	118.0
30	102.5	130.0
36	113.3	146.0
40	120.0	156.0
44	126.5	166.0
50	135.8	180.0

Typical Cable Loss at +25° C & Sea Level

Attenuation vs Frequency

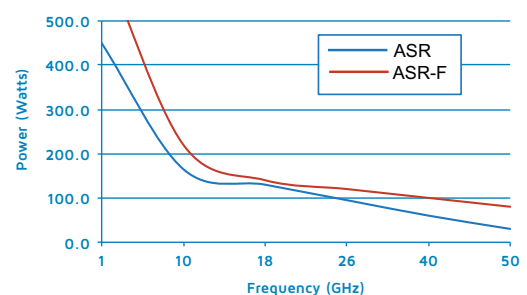


Average Power Rating (Watts)

GHz	ASR	ASR-F
1	450.0	650.0
10	165.0	220.0
18	130.0	140.0
26	95.0	120.0
40	60.0	100.0
50	30.0	80.0

Cable Power handling at +25° C & Sea Level

Average Power Rating



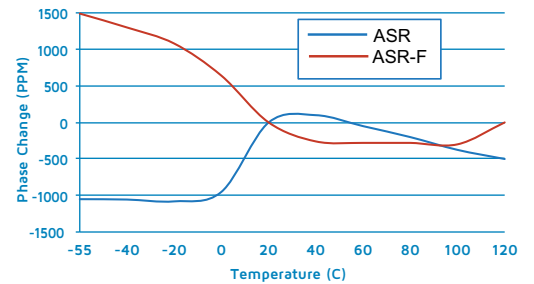
Technical Characteristics

Phase vs. Temperature (PPM)

Temperature (°C)	ASR	ASR-F
-55.0	-1050.0	1490.0
-40.0	-1055.0	1300.0
-20.0	-1080.0	1080.0
0.0	-950.0	640.0
20.0	0.0	0.0
40.0	100.0	-260.0
60.0	-50.0	-280.0
80.0	-200.0	-280.0
100.0	-375.0	-300.0
120.0	-500.0	0.0

Typical Values

Phase vs. Temperature (°C)

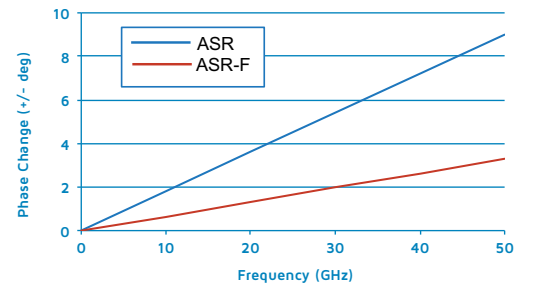


Phase vs. Flexure

Frequency (GHz)	ASR (+/-deg)	ASR-F (+/-deg)
0	0	0
10	1.8	0.6
20	3.6	1.3
30	5.4	2
40	7.2	2.6
50	9	3.3

Typical Values +25° C

Phase vs. Flexure



Cable Code	Connector Code	Series	Gender	Type	C-Nut Style ¹	Body Material ²	Body Finish ³	Loss per GHz	Frequency Max GHz
ASR-F	SMS	SMA	Male	Straight	HK	SS	P	0.01	18
ASR, ASR-F	NMS	Type-N	Male	Straight	HK	SS	P	0.01	18
ASR, ASR-F	NFS	Type-N	Female	Straight	N/A	SS	P	0.015	18
ASR, ASR-F	S3KMS	3.5mm	Male	Straight	HK	SS	P	0.01	35
ASR, ASR-F	S3KFS	3.5mm	Female	Straight	N/A	SS	P	0.015	35
ASR, ASR-F	NMD-S3KFS	3.5mm	Female	Straight	HK	SS	P	0.015	35
ASR, ASR-F	KMS	2.92mm	Male	Straight	HK	SS	P	0.01	40
ASR, ASR-F	KFS	2.92mm	Female	Straight	N/A	SS	P	0.015	40
ASR, ASR-F	NMD-KFS	2.92mm	Female	Straight	HK	SS	P	0.015	50
ASR, ASR-F	MMS	2.4mm	Male	Straight	HK	SS	P	0.01	50
ASR, ASR-F	MFS	2.4mm	Female	Straight	N/A	SS	P	0.015	50
ASR, ASR-F	NMD-MFS	2.4mm	Female	Straight	HK	SS	P	0.015	50

¹ C-Nut Style: H=Hex, K=Knurled, HK=Hex Nut & Knurled
² Body Materials: B=Brass, SS=Stainless, Be=Beryllium Copper
³ Body Finish: N=Nickel, S=Silver, G=Gold, P=Passivated
 Sex of connector is determined by center conductor


Cable Code	Option Code	Option Description	Option Details
ASR, ASR-F	+/-2.8 ps ⁴	Phase Match	Standard Tolerance of +/-2.8ps

⁴for phase matched assemblies (+/-2.8ps) is required to be added to the end of standard part number
 example: NMS-200ASR-120.0-NMS +/-2.8ps

Custom Options:

The above connectors and options represent the most common types used. Smiths Interconnect offers a wide range of cables, connectors and options. If you do not see an option you require please consult the sales department.

How To Order



1 Connector #1

S M S SMA Male Straight	K M S 2.92mm Male Straight
N M S Type-N Male Straight	K F S 2.92mm Female Straight
N F S Type-N Female Straight	N M D - K F S 2.92mm Female Straight
S 3 K M S 3.5mm Male Straight	M M S 2.4mm Male Straight
S 3 K F S 3.5mm Female Straight	M F S 2.4mm Female Straight
N M D - S 3 K F S 3.5mm Female Straight	N M D - M F S 2.4mm Female Straight

2 Cable *(fixed)*

A S R Lab-Flex ASR	A S R - F Lab-Flex ASR-F
---------------------------	---------------------------------

3 Length *(inches)*

3 6 . 0 Example: 36 in.

4 Connector #2

S M S SMA Male Straight	S 3 K M S 3.5 mm Male Straight	M M S 2.4mm Male Straight
N M S Type-N Male Straight	K M S 2.92 Male Straight	

5 Assembly Option

+/- 2.8 ps +/-2.8ps Phase Matched Electrical Length

Global Support

UK Headquarters

- London, UK
+44 20 7004 1600
info.uk@smithsinterconnect.com

US Headquarters

- Stuart, FL
+1 772 286 9300
info.us@smithsinterconnect.com

Americas

- Costa Mesa, CA
+1 714 371 1100
info.us@smithsinterconnect.com
- Milpitas, CA
+1 408 957 9607 x-1125
info.us@smithsinterconnect.com
- Stuart, FL
+1 772 286 9300
info.us@smithsinterconnect.com
- Hudson, MA
+1 978 568 0451
info.us@smithsinterconnect.com
- Northampton, MA
+1 413 582 9620
info.northampton@smithsinterconnectinc.com
- Tampa, FL
+ 1 813 901 7200
info.tampa@smithsinterconnectinc.com
- Kansas City, KS
+1 913 342 5544
info.us@smithsinterconnect.com
- Salisbury, MD
+1 800 780 2169
info.us@smithsinterconnect.com
- Thousand Oaks, CA
+1 805 267 0100
info.thousandoaks@smithsinterconnectinc.com

Europe

- Deggendorf, Germany
+49 991 250 120
info.de@smithsinterconnect.com
- Genova, Italy
+39 0 10 60361
info.it@smithsinterconnect.com
- Dundee, UK
+44 1382 427 200
info.dundee@smithsinterconnect.com
- Rouen, France
+33 2 32 96 91 76
info.fr@smithsinterconnect.com
- Elstree, UK
+44 20 8236 2400
info.uk@smithsinterconnect.com

Asia

- Shanghai, China
+86 21 3318 4650
info.asia@smithsinterconnect.com
- Suzhou, China
+86 512 6273 1188
info.asia@smithsinterconnect.com
- Singapore
+65 6846 1655
info.asia@smithsinterconnect.com

more > [smithsinterconnect.com](https://www.smithsinterconnect.com) | [in](#) [twitter](#) [G+](#) [YouTube](#)