


KVPX[®] Series

Rugged High speed, Backplane Connector System




Technologies

Daughtercard

KX1HCP01C1TBH: KVPX Daughtercard Half Power Module with Sn-Pb Press-Fit Tails

KX1FCS01C1TBH: KVPX Daughtercard Full Single-Ended Module with Sn-Pb Press-Fit Tails


KX1FCD01C1TBH: KVPX Daughtercard Full Differential Pair Module with Sn-Pb Press-Fit Tails



Backplane

KX2HCU01C1TAH: KVPX Backplane Half Power Module with Gold Press-Fit Tails

KX2FCU01C1TAH: KVPX Backplane Full Universal Module with Gold Press-Fit Tails



Hypertac® contacts


Immunity to shock & vibration

Low insertion/extraction forces

Minimal contact resistance

Industry leading mating cycles

Self-clean wipe action for better signal integrity



KVPX® series

Resistant to Shock & Vibration High Speed up to 16 Gbps Faceplate to Protect Daughtercard Pins


Smiths Interconnect's KVPX Series is an embedded interconnect system that provides unrivaled performance in harsh environments while adapting to the VITA standard design requirements. By utilizing the Hypertac® superior hyperboloid contact technology, the KVPX Series ensures exceptional tolerance to shock and vibration, low insertion forces, high current ratings and the lowest fretting corrosion available.

Fretting corrosion caused by the relative movement of contacts during continual shock and vibration in harsh environments is the leading cause of failure in aerospace, space and defense systems platforms. This is especially problematic at the backplane interface of embedded computers such as avionics, radar, sensors, motor controls, weapon systems, and space applications, such as launchers and satellites.

To solve this problem, Smiths Interconnect has integrated its legendary Hypertac contact system into a VITA 46/48 form factor by evolving its space proven cPCI connector technology. The KVPX interconnect system meets all of the high-speed electrical requirements of VITA 46/48 while vastly increasing the mechanical reliability and physical ruggedness of unmated connectors and modules.

To that end, the KVPX utilizes a reverse gender versus other backplane connectors, further protecting the male pins from damage. KVPX connectors are equipped with Hypertac® space qualified qualified 0.4mm hyperboloid sockets and provide immunity to shock and vibration fretting, numerous linear paths of contact, low-forces, high mating cycles, and a self-wiping cleaning action that results in consistently better integrity in extreme environments.

The KVPX Series is highly engineered to guarantee top performance under the most severe condition in demanding applications where failure is not an option.



Technical Characteristics

Specifications

Number of Contacts:

Half module - 72; Full module - 144

Pitch:

1.8mm

Current Rating:

1.5625 A per contact 12.5 A per power wafer
(derated using a 30°C temperature rise and 1 oz copper)

Extraction Force:

1.2 oz per contact typical

Temperature Rating:

-55°C to 125°C

Insulator Material:

LCP (Liquid Crystal Polymer)

Contact Plating:

50 µin gold over nickel

Flammability Rating:

UL94-VO

Dielectric Withstanding Voltage:

500 VAC

Low Level Circuit Resistance:

8 milliohms maximum

Insulation Resistance:

500 megohms maximum

Random Vibration:

11.95 Grms 50 to 2000 Hz for 90 mins per axis

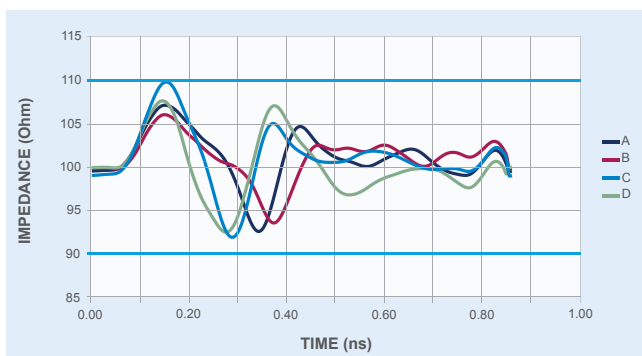
Mechanical Shock:

50G

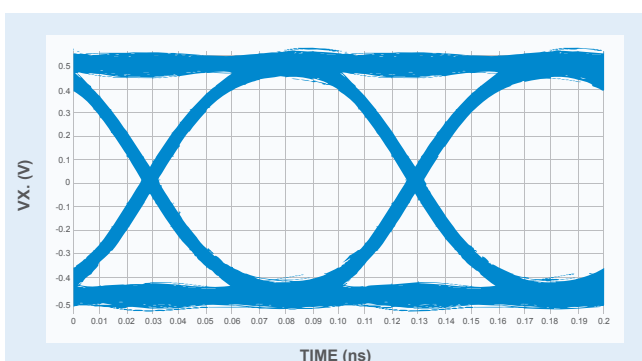
Features

- Compatible with VITA 46, 47 and 78 (Space) standards
- Up to 16 Gbps data rate performance
- 100 Ohm impedance for differential pair configuration
- Differential, single-ended and power modules
- 0.56 mm (0.022") diameter via for backplane connector
- Flexible modular design for standard 3U and 6U as well as custom configurations
- Press-fit termination
- Reliable Hypertac hyperboloid contact technology

Performance



Measured impedance through TDR
50 ps Rise Time



Eye diagram @ 10 Gbps

Crosstalk from 6 Adjacent Channels (NEXT and FEXT)

Speed is another critical factor when comparing VPX connector solutions and as technology evolution continues to push the limits. For system solution providers speed is a critical element in their ability to address the computation and I/O requirements of data driven applications. When evaluating the speed capability of a connector the key factors are impedance, return loss, insertion loss and crosstalk.

The use of impedance-controlled connectors is standard practice in radio frequency applications and is now being utilized for high-speed data transmission. In a transmission line, impedance matching is necessary to minimize reflections, to deliver the correct amplitude signal and to maximize power at the receiving end. To maximize signal performance, it is critical to maintain a differential impedance as close to 100 Ω as possible. The KVPX connector has an impedance variation <10% of the target 100 Ω with a 50 ps rise time (0%, no signal, to 100%, full signal) which is representative of the rise time of a 6 Gbps signal.

Due to the matched impedance profile and low loss performance of KVPX, signals travel with minimal disruption through it. The eye patterns of the intrinsic connector indicates a low amount of jitter and a wide eye opening which indicates that the KVPX connector is more than capable for 16 Gbps data rates. The eye pattern combines the impacts of impedance matching, return loss, insertion loss and crosstalk talk performance to ultimately determine the speed capability of the connector.

[*See back for ordering information](#)

How To Order



	K	X					C	1	
	1	2	3	4	5	6	7	8	9
1 KVPX connector series [Fixed]									
2 Connector type	1 Daughtercard 2 Backplane	Daughtercard		Backplane					
3 Module size	H Half F Full	Half			Full				
4 Module style	C Center E Right end	Center	Center	End	Center	Center	Center	End	Modules PCB
5 Module type	P Power/Utility U Universal (all backplane modules)	D Differential pair	S Single ended						
6 Module type variant	O 1 Variant 01								
7 Termination style [Fixed]	C Compliant press-fit	Compliant Press-Fit Contact							
8 Termination Length [Fixed]	1 Daughtercard length 1.8 mm Backplane length 3.3 mm	Daughtercard			Backplane				
9 Termination plating	T B H Tin/lead/gold (daughtercard) T A H Gold (backplane)								