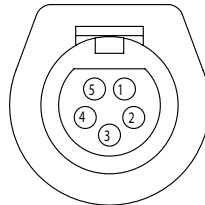


General Specifications

(Contact arrangements & technical characteristics)

Mini D00 series

Standard



Receptacle seen from mating face

Number of Contacts	5
Contact Diameter	0.012 (0.30)
Termination Style	Crimp (pin & socket) 26 to 28 AWG

Materials & Finishes

Insulator	Polyetherimide
Socket	Beryllium copper wires and brass body
Pin	Phosphor bronze
Mating Surface Plating	Gold over nickel

Electrical

Current Rating	1.0 A
Contact Resistance	< 6.7 mΩ
Breakdown Voltage Between Contacts	1000 V min.
DWV	750 V
Insulation Resistance	> 10 ³ MΩ at 500 VDC

Mechanical & Environmental

Contact Mating Cycle Life	Up to 100,000
Extraction Force	0.35 to 1.60 oz. per contact
Operating Temperature Rating	-40° to 125° C

Accessories

Crimp Tool	AFM8 or M22520/2-01
Positioner	K1775
Insertion Tool	T2080

Dimensions are in inches (mm)

All specifications are subject to change without notice

D01 series

Standard



Receptacles seen from mating face

Number of Contacts	3	4	9
Contact Diameter	0.024 [0.60]		0.016 (0.40)

Terminations

Crimp (pin & socket)	22 to 26 AWG	26 to 28 AWG
Solder Cup (pin & socket)	Up to 22 AWG	Up to 26 AWG

Materials & Finishes

Insulator	Polycarbonate	Polyetherimide
Socket	Beryllium copper wires and brass body	
Pin	Brass or phosphor bronze	
Mating Surface Plating	Gold over nickel	

Electrical

Current Rating	4.0 A	1.0 A
Contact Resistance	< 5.0 mΩ	< 8.0 mΩ
Breakdown Voltage Between Contacts	2250 V min.	1000 V min.
DWV	1650 V	750 V
Insulation Resistance	> 10 ³ MΩ at 500 VDC	

Mechanical & Environmental

Contact Mating Cycle Life	Up to 100,000	
Extraction Force	0.50 to 2.00 oz. per contact	0.30 to 1.60 oz. per contact
Operating Temperature Rating	-40° to 85° C	-40° to 125° C

Accessories

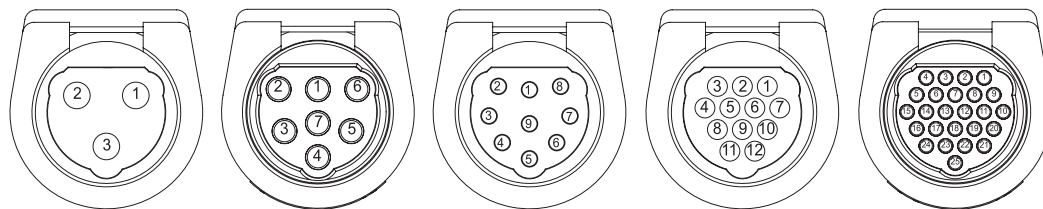
Crimp Tool	AFM8 or M22520/2-01	
Positioner	K547	T1914
Extraction Tool	S/DEM1.0060	—
Insertion Tool	T1866	T2080

Dimensions are in inches (mm)

All specifications are subject to change without notice

D02 series

Standard



Receptacles seen from mating face

Number of Contacts	3	7	9	12	25
Contact Diameter	0.059 (1.50)	0.024 (0.60)	0.024 (0.60)	0.018 (0.50)	0.016 (0.40)

Terminations

Crimp (pin & socket)	18 to 20 AWG	22 to 26 AWG	26 to 28 AWG
Solder Cup (pin & socket)	Up to 16 AWG	Up to 22 AWG	up to 26 AWG

Materials & Finishes

Insulator	Polycarbonate	Polyetherimide
Socket	Beryllium copper wires and brass body	
Pin	Brass or phosphor bronze	
Mating Surface Plating	Gold over nickel	

Electrical

Current Rating	8.0 A	4.0 A	4.0 A	2.5 A	1.0 A
Contact Resistance	< 2.0 mΩ	< 5.0 mΩ	< 5.0 mΩ	< 8.0 mΩ	< 8.0 mΩ
Breakdown Voltage Between Contacts	2250 V min.	2000 V min.	1560 V min.	1000 V min.	1000 V min.
DWV	1650 V	1500 V	1150 V	750 V	750 V
Insulation Resistance	> 10 ³ MΩ at 500 VDC				

Mechanical & Environmental

Contact Mating Cycle Life	Up to 100,000				
Extraction Force (oz. per contact)	1.80 to 5.40	0.50 to 2.00	0.50 to 2.00	0.30 to 1.60	0.30 to 1.60
Operating Temperature Rating	-40° to 85° C				-40° to 125° C

Accessories

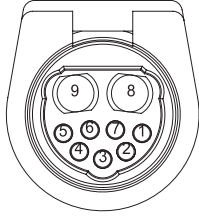
Crimp Tool	AF8	AFM8 or M22520/2-01			
Positioner	TP688	K547	T870	T1914	
Extraction Tool	S/DEM5.0150	S/DEM1.0060		—	—
Insertion Tool	T1888	T1866	T1271	T2080	

Dimensions are in inches (mm)

All specifications are subject to change without notice

D02 series

Power & Signal



Receptacles seen from mating face

POWER

SIGNAL

Number of Contacts	2	7
Contact Diameter	0.059 (1.50)	0.018 (0.50)
Termination Style	Crimp (pin & socket) 16 to 20 AWG	Crimp (pin & socket) 22 to 26 AWG

Materials & Finishes

Insulator	Polycarbonate
Socket	Beryllium copper wires and brass body
Pin	Brass
Mating Surface Plating	Gold over nickel

Electrical

Current Rating	8.0 A	2.5 A
Contact Resistance	< 2.0 mΩ	< 8.0 mΩ
Insulation Resistance	> 10 ³ MΩ at 500 VDC	

Mechanical & Environmental

Extraction Force	1.80 to 5.40 oz. per contact	0.30 to 1.60 oz. per contact
Operating Temperature Rating	-40° to 85° C	

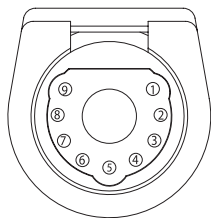
Accessories

Crimp Tool	AF8	AFM8
Positioner	T1164 (pin) TP688 (socket)	T870
Extraction Tool	T1124	—
Insertion Tool	T1888	T1215

Dimensions are in inches (mm)

D02 series

Coax or Power & Signal



Receptacles seen from mating face

POWER

COAX

SIGNAL

Number of Contacts	1 (either Power or Coax)		9
Contact Diameter	0.098 (2.50)	0.124 (3.15)	0.018 (0.50)

Termination Style

Crimp (pin & socket)	12 AWG	RG316 or RG316DB	22 to 26 AWG
Solder Cup (pin & socket)	—	RG405 or T-Flex 405	Up to 22 AWG

Materials & Finishes

Insulator	Polyetherimide		
Socket	Beryllium copper wires and brass body		
Pin	Brass or phosphor bronze		
Mating Surface Plating	Gold over nickel		

Electrical

Current Rating	25 A	—	2.5 A
Contact Resistance			
Discrete Contacts	< 1.5 max.	—	< 8.0 max.
Inner Contact	—	8.0 mΩ max.	—
Outer Contact	—	2.0 mΩ max.	—
Insulation Resistance	> 10 ³ MΩ at 500 VDC		

Mechanical & Environmental

Extraction Force (oz. per contact)	6.00 to 25.00	1.50 to 6.0 (3.00 average)	0.30 to 1.60 oz. per contact
Operating Temperature Rating	-40° to 125° C		

Accessories

Crimp Tool	M309	HX3 (outer) AFM8 (inner)	AFM8
Crimp Die Set	—	T1958 (outer) T2019 (outer for RG316DB)	—
Positioner	T1981	T1957 (inner)	T870
Extraction Tool	T1982	T1982	—
Insertion Tool	—	—	T1215

Dimensions are in inches (mm)