

ATTENUATOR TEMPERATURE VARIABLE



DATA SHEET

PART SERIES: MTVA0X00N0XW1F

SHEET 1 OF 2
Dwg 1011555


EN 16-0736
Revision B

FEATURES

- Temperature Variable
- Compact Package
- Wideband Performance
- Passive Gain Compensation
- Rugged Construction
- MIL-PRF-3933

APPLICATIONS

- Power Amplifiers
- Instrumentation
- Mobile Networks
- Point-to-Point Radios
- Satellite Communications
- Military Radios
- Up/Down Converters

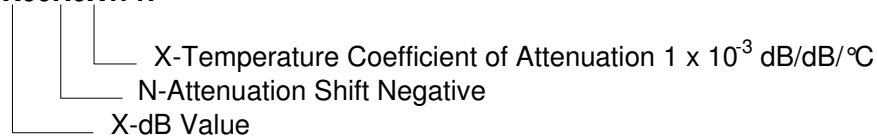


GENERAL DESCRIPTION

EMC Technology is the leading authority in temperature variable attenuators. Thermopad[®] temperature variable attenuators have been a highly reliable passive solution for over temperature gain compensation for more than 20 years. All Thermopad[®] products can be qualified for high-reliability and space applications.

ORDERING INFORMATION

Part Identifier: MTVA0X00N0XW1F



SPECIFICATIONS

1.0 ELECTRICAL

Nominal Impedance:	50 ohms
Frequency Range:	DC-12.4 GHz
Attenuation Values Available:	1-8 dB in 1 dB increments
Attenuation Accuracy:	@ 25°C: ± 0.5 dB @ 1 GHz
VSWR:	1.30:1 Max @ 1 GHz
Input Power	200 milliwatts CW. Full Rated Power to 125°C, Derated Linearly to 0 watts @ 150°C
Temperature Coefficient of Attenuation:	-0.003, -0.004, -0.005, -0.006, -0.007 and -0.009 dB/dB/°C
Temperature Coefficient Tolerance:	± 0.001 dB/dB/°C

2.0 ENVIRONMENTAL

Operating Temperature: -55°C to +150°C

3.0 MARKING

Unit Marking: None

4.0 QUALITY ASSURANCE

Sample Inspect Per ANSI/ASQC Z1.4 General Inspection, Level II, AQL=1.0.

Visual and Mechanical Examination for Conformance to Outline Drawing Requirements

Sample Inspection (Destructive Testing).

Select three (3) units from lot and measure DCA every 20°C over the temperature range of -55°C to +125°C; Calculate using linear regression, the slope of the curve.

Calculate TCA using the following formula:

ATTENUATOR TEMPERATURE VARIABLE



DATA SHEET

PART SERIES: MTVA0X00N0XW1F

SHEET 2 OF 2
Dwg 1011555

EN 16-0736
Revision B

$$TCA = \frac{Slope}{Attenuation @ 25^{\circ}C}$$

Inspection in accordance with 824W107

Test Data Requirements:

No Data Required for Customer

Data Retention – 24 Months

5.0 PACKAGING

Standard:

Tape and Reel

6.0 MECHANICAL

Substrate Material:

Alumina, 96% MIL-I-10

Terminal Material:

Thick Film, Nickel Barrier, Lead Free Plated

Workmanship

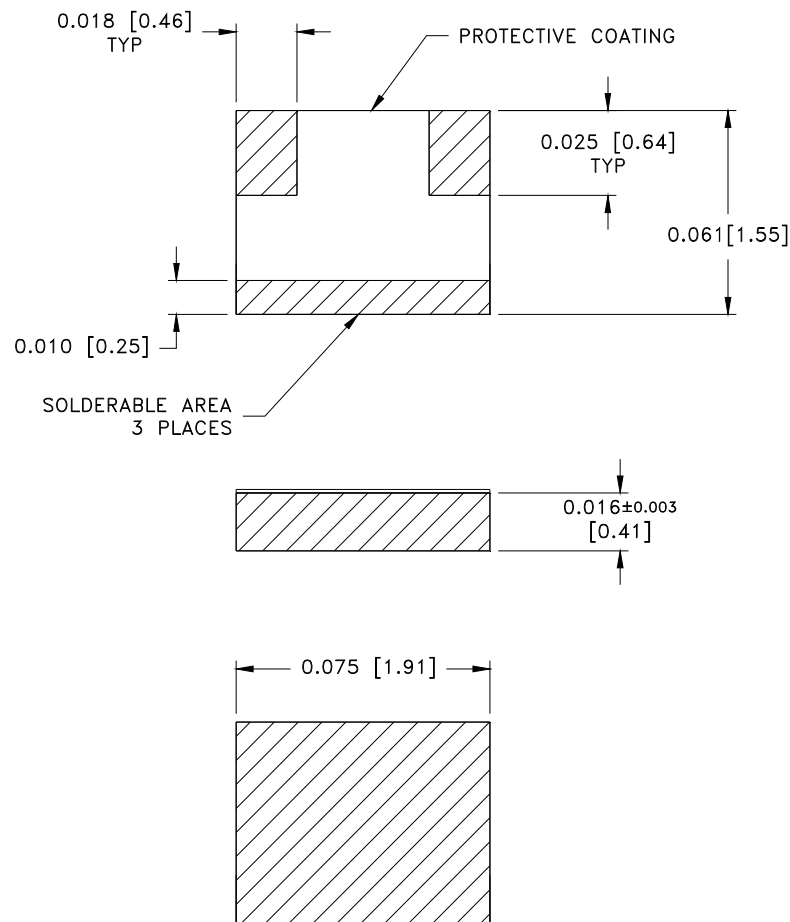
PER MIL-PRF-55342

Resistive Element:

Thick Film

Metric Dimensions:

Provided for reference only



Unless Otherwise Specified: TOLERANCE: X.XXX = ± 0.005