


MTVA Thermopad® Series

ATTENUATOR TEMPERATURE VARIABLE CHIP 200 MILLIWATTS



Smiths Interconnect is the world leader in temperature variable chip attenuators offering the widest selection of products from DC through Ka band. Thermopad® products have been a highly reliable passive solution for over temperature gain compensation for more than 20 years. Backed by proven performance and significant heritage, Smiths Interconnect is the leader in high reliability components.

The MTVA platform offers significant heritage and proven performance in a cost effective commercial grade product. High reliability tested options are also available to ensure mission success in demanding high reliability applications. Rated for DC-18 GHz with excellent broadband response, the MTVA series of products has a wide range of applications. It is constructed on an Alumina substrate with rugged thick film terminations and thick film thermistor technology. The product also includes a protective coating for added protection from various environmental conditions. Multiple attenuation values, temperature shift options and mounting configuration are available to support both surface mount and wire bond applications. Various finish options are also available including RoHS compliance.

MTVA Thermopad® Series offer a passive solution for gain compensation over temperature with proven high reliability heritage.

Features and Benefits

- Small Footprint
- Multiple Mounting Configurations
- Broad Frequency Range
- Low VSWR
- Wide Range of Attenuation Values
- Multiple Temperature Shift Options
- Tight Attenuation Tolerance

Applications

- Amplifier Circuits
- Transmit/Receive Modules
- Up/Down Converters
- Instrumentation
- Satellite Communications
- Radar
- Broadcast

Technical Characteristics

Mounting Configuration Options	Planar	Triple Wrap (W3)	Wire Bondable Gold (WB1)
--------------------------------	--------	------------------	--------------------------

Electrical

Nominal Impedance	50 ohms		
Frequency Range	DC -18 GHz (-0.001 through -0.005 dB/dB/°C) DC- 12.4 GHz (-0.006 through -0.009 dB/dB/°C)	DC -12.4 GHz	
Attenuation Values Available	0-10 in 1 dB Increments	1-9 in 1 dB Increments	0-9 in 1 dB Increments
Attenuation Accuracy	± 0.5 dB @ 1 GHz @ 25°C		
Temperature Coefficient of Attenuation (TCA)	-0.001 through -0.009 dB/dB/°C in 0.001dB/dB/°C increments	-0.002 through -0.007 & -0.009 dB/dB/°C in 0.001dB/dB/°C increments	-0.003 through -0.009 dB/dB/°C in 0.001dB/dB/°C increments
Temperature Coefficient Tolerance	± 0.001 dB/dB/°C		
Input Power CW	200 Milliwatts Max up to 125°C (See derating curve)		
VSWR	1.30:1 Max @ 1 GHz		

Environmental

Operating Temperature	-55°C to +150°C
Storage Temperature	-65°C to +150°C
Moisture Sensitivity Level	MSL 1 - Unlimited

Mechanical

Substrate Material	Alumina (Al ₂ O ₃) 96%			
Resistive Film	Thin Film, Thermistor			
Terminal Material	Thick Film	Thick Film Bondable Gold Input/ Output Pads, Solderable Platinum Gold Ground		
Protective Coating	Polymer			
Finish Options	Blank	Solder Plated (Sn60/Pb40)	Solder Plated (Sn60/ Pb40)	N/A
	-F	Silver Plated (RoHS Compliant)	Silver Plated (RoHS Compliant)	
	-S	Pretinned (Sn60/Pb40)	Pretinned (Sn60/Pb40)	
	-G	Gold (Thick Film)		

Marking

Unit Marking	dB Value (X), Direction of shift (N), & TCA value (X)	dB Value (X), Direction of shift (N), & TCA value (X)	None
--------------	---	---	------

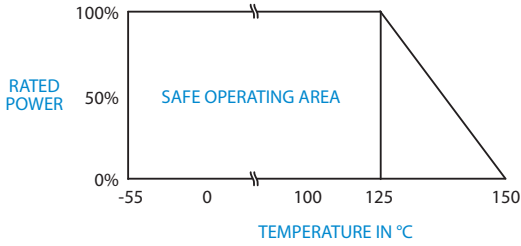
Quality Assurance

	<p>Sample visual and mechanical inspection - 1.0 AQL per mechanical drawing requirements. Periodic electrical inspection performed for commercial grade products. High reliability tested products are available per MIL-PRF-55342. TCA Calculation Method - Measure Attenuation @ DC every 20°C over the temperature range of -55°C to +125°C Calculate the slope of the curve using linear regression. Calculate TCA using the following formula: $TCA = \frac{Slope}{Attenuation @ 25^{\circ}C}$</p>
--	--

Packaging

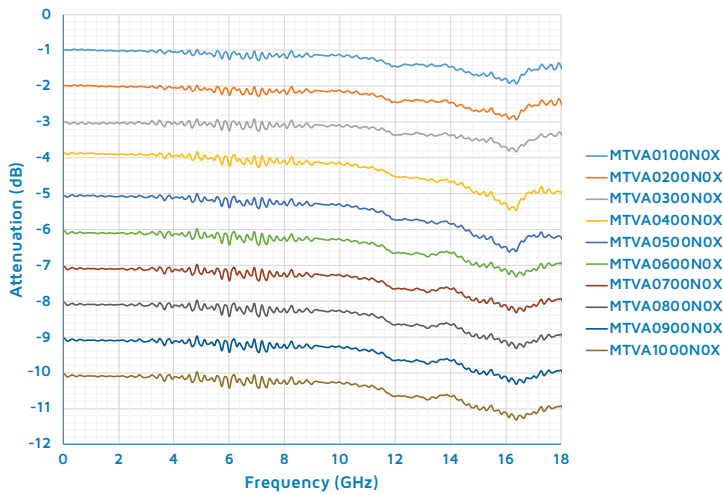
Standard Packaging	Tape and Reel or Waffle Pack
--------------------	------------------------------

Power Derating Curve

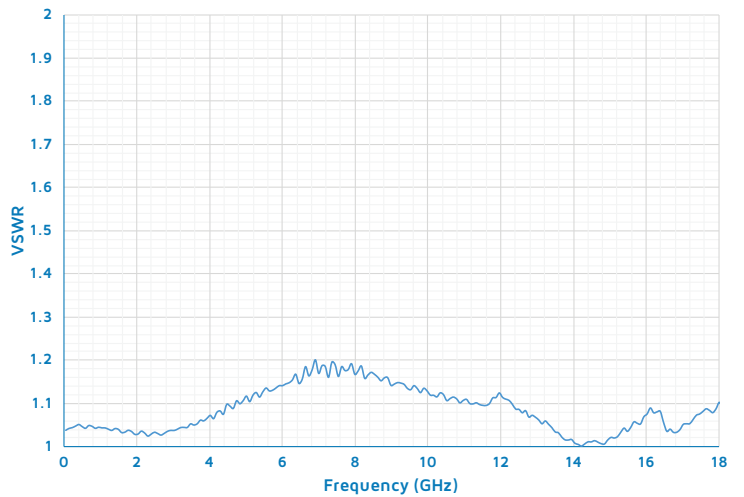


Typical Data

MTVAXX00N0X Series Attenuation

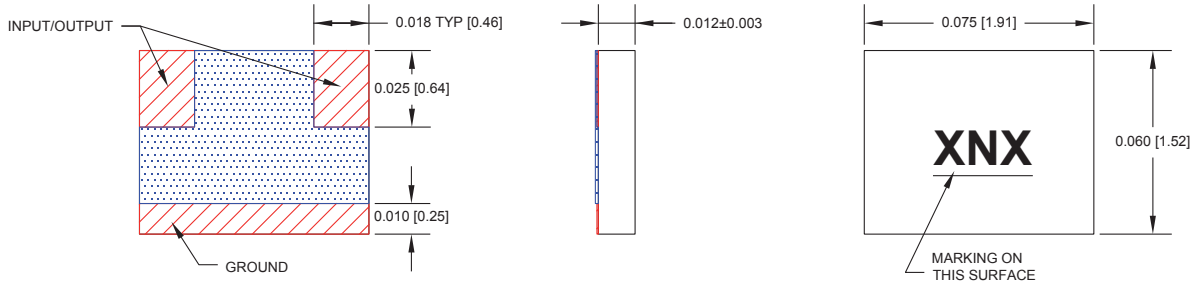


MTVAXX00N0X Series VSWR

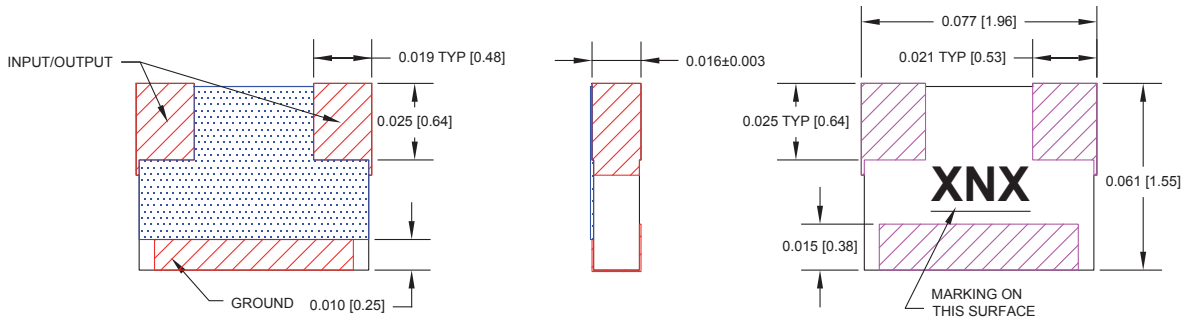


Mechanical

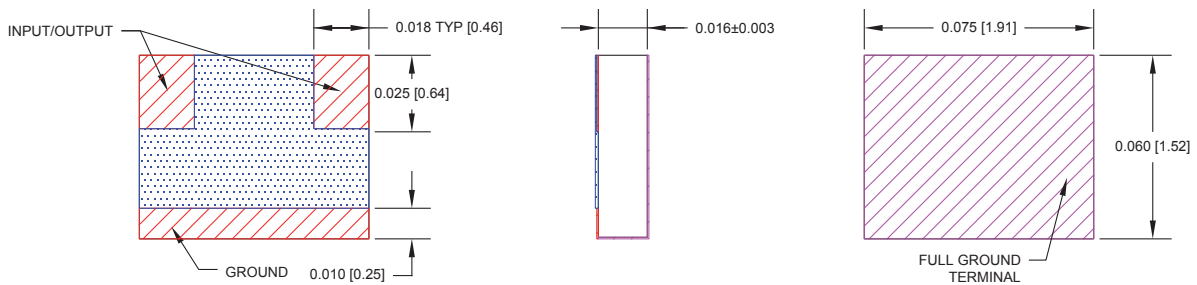
MTVA - Planar Option



MTVA - Triple Wrap Option



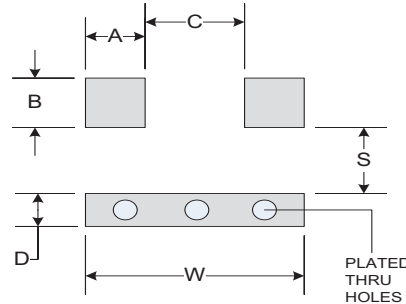
MTVA - Wire Bondable Gold Option



*Dimensions apply before solder, allow 0.015" max for all pretinned surfaces
 Unless otherwise specified, tolerance: X.XXX = ±0.005"

Suggested Mounting Footprint

Part Number	Inches						MM					
	A	B	C	D	S	W	A	B	C	D	S	W
MTVA0X00N0X (Planar) and MTVA0X00N0XW3 (Triple Wrap)	0.022	0.028	0.041	0.013	0.026	0.075	0.56	0.71	1.04	0.33	0.66	1.91



How To Order

Specify Model Number: **MTVAXX00N0X**

	M T V A	0 0	N	0	0 0	0
	1	2	3	4	5	6
1 Series Name	M T V A Series					
2 Attenuation Value	0 0 00 dB through 1 0 10 dB					
3 EMC Code	0 0 EMC Code					
4 TCA Slope	N Negative					
5 TCA Shift Option (dB/dB/°C)	0 1 01=0.001 0 2 02=0.002 0 3 03=0.003 0 4 04=0.004 0 5 05=0.005 0 6 06=0.006 0 7 07=0.007 0 8 08=0.008 0 9 09=0.009					
6 Options	<input type="checkbox"/> Planar	<input checked="" type="checkbox"/> W 3 Triple Wrap All Ports			<input checked="" type="checkbox"/> W B 1 Wire Bondable	
7 Terminal Finish	<input type="checkbox"/> Standard	<input type="checkbox"/> S Pretinning	<input type="checkbox"/> F RoHS	<input checked="" type="checkbox"/> G Gold		

Worldwide Support

Connectors

Americas

Sales

connectors.uscsr@smithsinterconnect.com

Technical Support

connectors.ustechsupport@smithsinterconnect.com

Europe

Sales

connectors.emeacsr@smithsinterconnect.com

Technical Support

connectors.emeatechsupport@smithsinterconnect.com

Asia

Sales

asiacsr@smithsinterconnect.com

Technical Support

asiatechsupport@smithsinterconnect.com

Fibre Optics & RF Components

Americas

Sales

focom.uscsr@smithsinterconnect.com

Technical Support

focom.techsupport@smithsinterconnect.com

Europe

Sales

focom.emeacsr@smithsinterconnect.com

Technical Support

focom.techsupport@smithsinterconnect.com

Asia

Sales

focom.asiacsr@smithsinterconnect.com

Technical Support

focom.techsupport@smithsinterconnect.com

Semiconductor Test

Americas

Sales

semi.uscsr@smithsinterconnect.com

Technical Support

semi.techsupport@smithsinterconnect.com

Europe

Sales

semi.emeacsr@smithsinterconnect.com

Technical Support

semi.techsupport@smithsinterconnect.com

Asia

Sales

semi.asiacsr@smithsinterconnect.com

Technical Support

semi.techsupport@smithsinterconnect.com

RF/MW Subsystems

Americas, Europe & Asia

Sales

subsystems.csr@smithsinterconnect.com

Technical Support

subsystems.techsupport@smithsinterconnect.com

Connecting Global Markets

more > [smithsinterconnect.com](https://www.smithsinterconnect.com) | [in](#) [X](#) [v](#)