

RESISTOR

TAB & COVER 150 WATT



DATA SHEET

PART SERIES: 81-7021TC-X-X

SHEET 1 OF 2
Dwg 81-7021TC

EN 13-3532
Revision-

FEATURES


- Wide Band Response
- High Power
- Low Capacitance
- Easy Installation
- Excellent Heat Transfer
- Wide Resistance Range

APPLICATIONS

- Broadcast
- High Power Filters
- High Power Amplifiers
- Isolators
- Military
- Instrumentation

GENERAL DESCRIPTION

EMC Technology offers the widest selection of flangeless resistors worldwide. Tab and cover components offer the highest performance of any style of resistor component.



ORDERING INFORMATION

Part Identifier:

81-7021TC-X-X

┌┐ Tolerance
└┘ Resistance Value

SPECIFICATIONS

1.0 ELECTRICAL

Resistance Range:	7 - 250 OHMS
Resistance Tolerance:	±5% standard 1% and 2% available
Input Power CW:	150 watts @ 100°C heat sink, derated linearly to zero power at 150°C
Peak Power:	1500 watts (based on 10us pulse width and 1% duty cycle)

2.0 ENVIRONMENTAL

Operating Temperature:	-55°C to +150°C
Non-operating Temperature:	-65°C to +150°C
Temperature Coefficient:	+/-200 PPM / °C max

3.0 MARKING

Unit Marking:	Logo and Part Number
---------------	----------------------

4.0 QUALITY ASSURANCE

Visual and Mechanical Inspection:	Per 824W107
DC Resistance Check:	100% DC Resistance Check
Data Retention:	Standard

5.0 PACKAGING

Standard Packaging:	Tray Packaging
---------------------	----------------

RESISTOR TAB & COVER 150 WATT



DATA SHEET

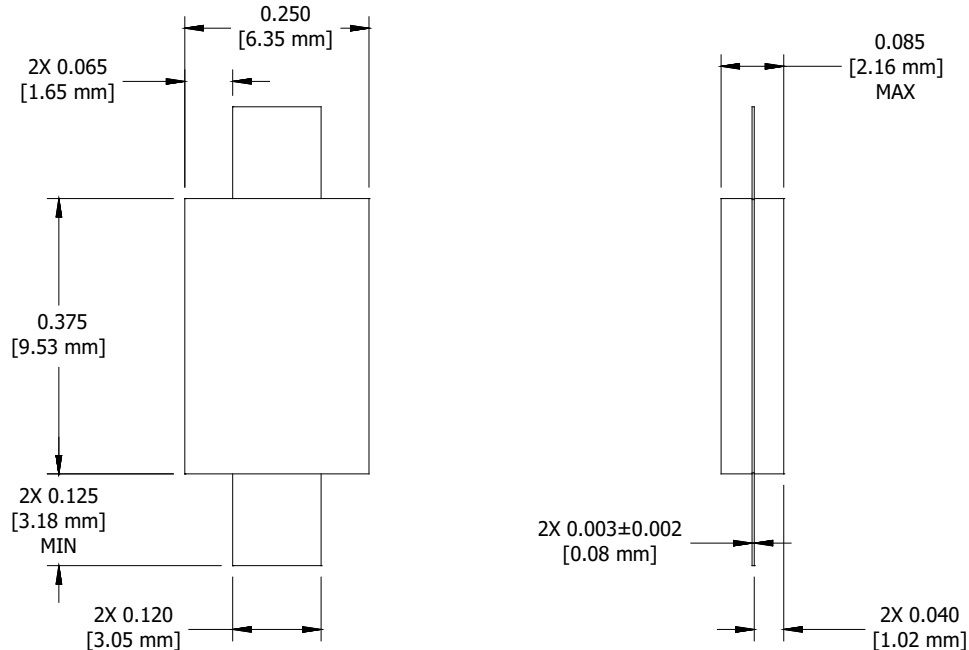
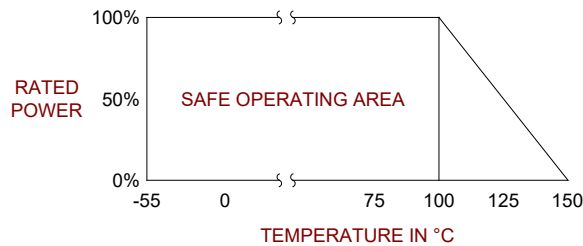
PART SERIES: 81-7021TC-X-X

SHEET 2 OF 2
Dwg 81-7021TC

EN 13-3532
Revision-

6.0 MECHANICAL

Substrate Material:	Aluminum Nitride
Resistive Film:	Thin Film
Cover Material:	Alumina
Tab Material:	Beryllium Copper
Tab Finish:	Tin/Lead
Metric Dimensions:	Provided for reference only



Unless Otherwise Specified: TOLERANCE: X.XX ± 0.02 X.XXX ± 0.010