



ORDERING INFORMATION

PART IDENTIFIER: SMT2010TALNF

ASSEMBLY DWG: 1101994

SPECIFICATIONS

1. ELECTRICAL:

Impedance: 50 Ω Nominal.

Frequency: DC – 4 GHz.

VSWR: See Chart.

Input Power: 20 Watts. chip soldered to mounting surface. Mounting surface temperature maintained at 100°C maximum. Apply linear de-rating of input power to 0 watts at 150°C.

2. ENVIRONMENTAL:

Non-Operating: -55°C To +150°C.

Operating: -55°C To +150°C.

3. MARKING:

Unit Marking: None.

4. QUALITY ASSURANCE:

Sample inspect per ANSI/ASQC z1.4 general inspection, level II, AQL = 1.0.

Visual and mechanical per 824W154.

Dc Resistance: 50 Ω ± 5 %.

Data Requirements:

- No test data required for customer.
- Data retention – 24 months.

5. PACKAGING:

Standard pack per 755W002.

6. MECHANICAL:

Workmanship: PER MIL-PRF-55342

Thermal Impedance (Rθ):

2.500°C / Watt Rθ From Resist Film to Mounting Surface Directly Under Center of Chip. Chip Soldered Directly to Mounting Surface.



SURFACE MOUNT TERMINATION, TUNED FOR TELECOM BANDS, LEAD FREE

DATASHEET PART SERIES: SMT2010TALNF

Sheet 2 of 3

ECO-085683

Doc# SMT2010TALNF-1010615

Revision D

Film Temperature (TF):

200°C Absolute Maximum Film Temperature. De-Rate To 150°C Maximum Film Temperature for All Military/High-Reliability Applications.

Thermal:

Determine maximum mounting surface temperature by applying the following formula:

$$T_S = T_F - (P_{MAX} \times R_{\theta})$$

Where:

T_S = Maximum Mounting Surface Temperature

T_F = Maximum Film Temperature

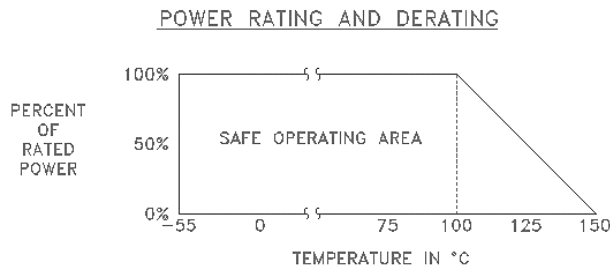
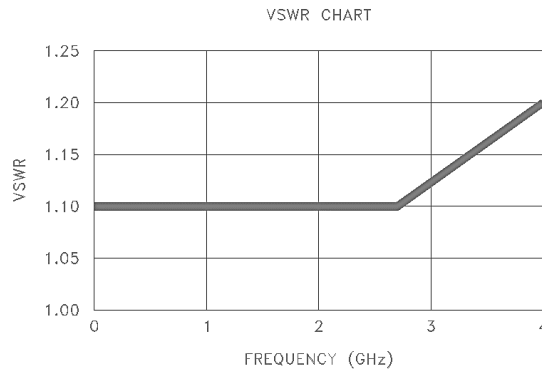
P_{MAX} = Maximum Applied Input Power

R_θ = Chip Thermal Impedance.

Substrate: Material-Aluminum Nitride, MIL-I-10.

Terminals: Thick Film, Lead Free Plating, RoHS Compliant

Resist: Material- Thick Film.





SURFACE MOUNT TERMINATION, TUNED FOR TELECOM BANDS, LEAD FREE

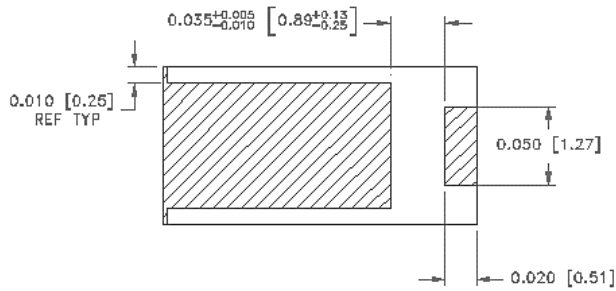
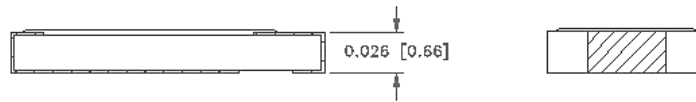
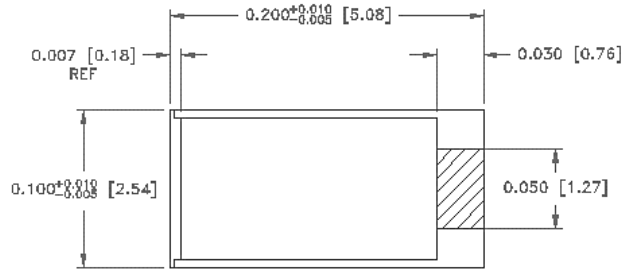
DATASHEET PART SERIES: SMT2010TALNF

Sheet 3 of 3

ECO-085683

Doc# SMT2010TALNF-1010615

Revision D



Unless Otherwise Specified:

TOLERANCE: X.XXX = ± 0.005.