

RESISTOR FLANGE MOUNT 750 WATT



DATA SHEET

PART SERIES: 31-1054-X-X

SHEET 1 OF 2
Dwg 31-1054


EN 15-1879
Revision A

FEATURES

Tab Launch
High Power
Integrated Heat Sink
Low Capacitance
Easy Installation
Wide Resistance Range

APPLICATIONS

Broadcast
High Power Filters
High Power Amplifiers
Isolators
Military
Instrumentation



GENERAL DESCRIPTION

EMC Technology offers the widest selection of flange mount resistors worldwide. High power flange components offer excellent performance and the convenience of bolt on installation.

ORDERING INFORMATION

Part Identifier:

31-1054-X-X

Tolerance
Resistance Value

SPECIFICATIONS

1.0 ELECTRICAL

Resistance Range: 4 - 400 OHMS
Resistance Tolerance: $\pm 5\%$ standard 1% and 2% available
Breakdown Voltage: 4.0 KV
Input Power CW: 750 watts @ 100°C heat sink, derated linearly to zero power at 150°C
Peak Power: 7500 watts (based on 10us pulse width and 1% duty cycle)

2.0 ENVIRONMENTAL

Operating Temperature: -55°C to +150°C
Non-operating Temperature: -65°C to +150°C
Temperature Coefficient: +/-200 PPM / °C max

3.0 MARKING

Unit Marking: Logo and Part Number, legibility and permanency per MIL-STD-130

4.0 QUALITY ASSURANCE

Visual and Mechanical Inspection: Per 824W107
DC Resistance Check: 100% DC Resistance Check
Data Retention: Standard

5.0 PACKAGING

Standard Packaging: Tray

RESISTOR FLANGE MOUNT 750 WATT



DATA SHEET

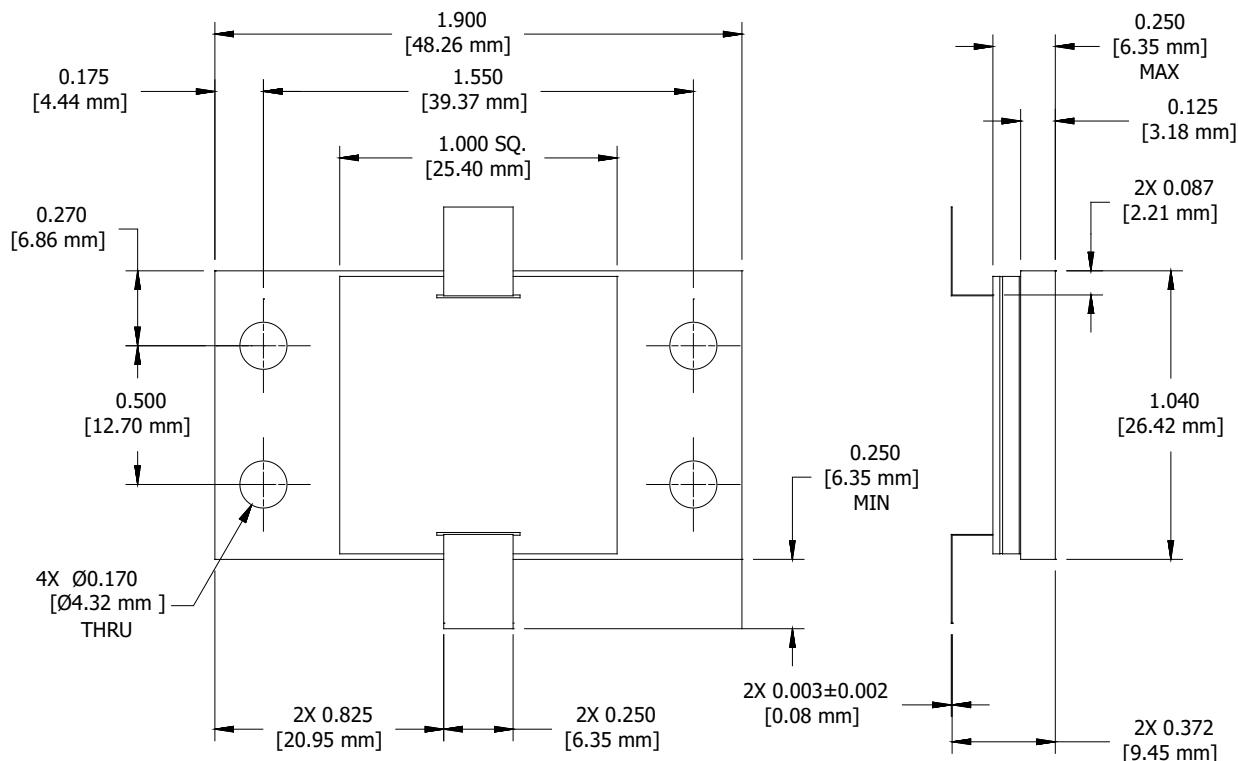
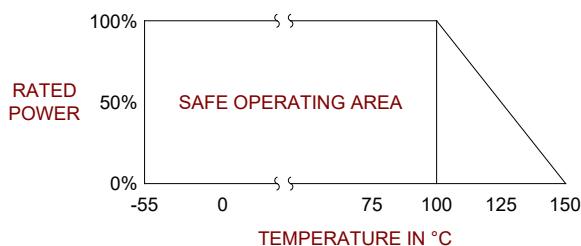
PART SERIES: 31-1054-X-X

SHEET 2 OF 2
Dwg 31-1054

EN 15-1879
Revision A

6.0 MECHANICAL

Substrate Material:	Beryllium Oxide
Resistive Film:	Nichrome
Cover Material:	Alumina Oxide
Tab Material:	Beryllium Copper
Tab Finish:	Tin/Lead
Flange Material:	Copper
Flange Finish:	Nickel
Metric Dimensions:	Provided for reference only



Unless Otherwise Specified: TOLERANCE: X.XX = ± 0.02 X.XXX = ± 0.010