

# RESISTOR FLANGE MOUNT 500 WATT



DATA SHEET

PART SERIES: 31A1123XXF

SHEET 1 OF 2  
Dwg 31A1123F


EN 13-3528  
Revision-

## FEATURES

- Tab Launch
- High Power
- Integrated Heat Sink
- Low Capacitance
- Easy Installation
- Wide Resistance Range

## APPLICATIONS

- Broadcast
- High Power Filters
- High Power Amplifiers
- Isolators
- Military
- Instrumentation



## GENERAL DESCRIPTION

EMC Technology offers the widest selection of flange mount resistors worldwide. High power flange components offer excellent performance and the convenience of bolt on installation.

## ORDERING INFORMATION

### Part Identifier:

31A1123XXF

┌ Tolerance  
└ Resistance Value

## SPECIFICATIONS

### 1.0 ELECTRICAL

Resistance Range:	10 - 150 OHMS
Resistance Tolerance:	±5% standard 1% and 2% available
Typical Capacitance:	1.5 pF
Input Power CW:	500 watts @ 100°C heat sink, derated linearly to zero power at 150°C
Peak Power:	5000 watts (based on 10us pulse width and 1% duty cycle)

### 2.0 ENVIRONMENTAL

Operating Temperature:	-55°C to +150°C
Non-operating Temperature:	-65°C to +150°C
Temperature Coefficient:	+/-200 PPM / °C max

### 3.0 MARKING

Unit Marking:	Logo and Part Number; legibility and permanency per MIL-STD-130
---------------	---

### 4.0 QUALITY ASSURANCE

Visual and Mechanical Inspection:	Per 824W107
DC Resistance Check:	100% DC Resistance Check
Data Retention:	Standard

### 5.0 PACKAGING

Standard Packaging:	Tray
---------------------	------

# RESISTOR FLANGE MOUNT 500 WATT



DATA SHEET

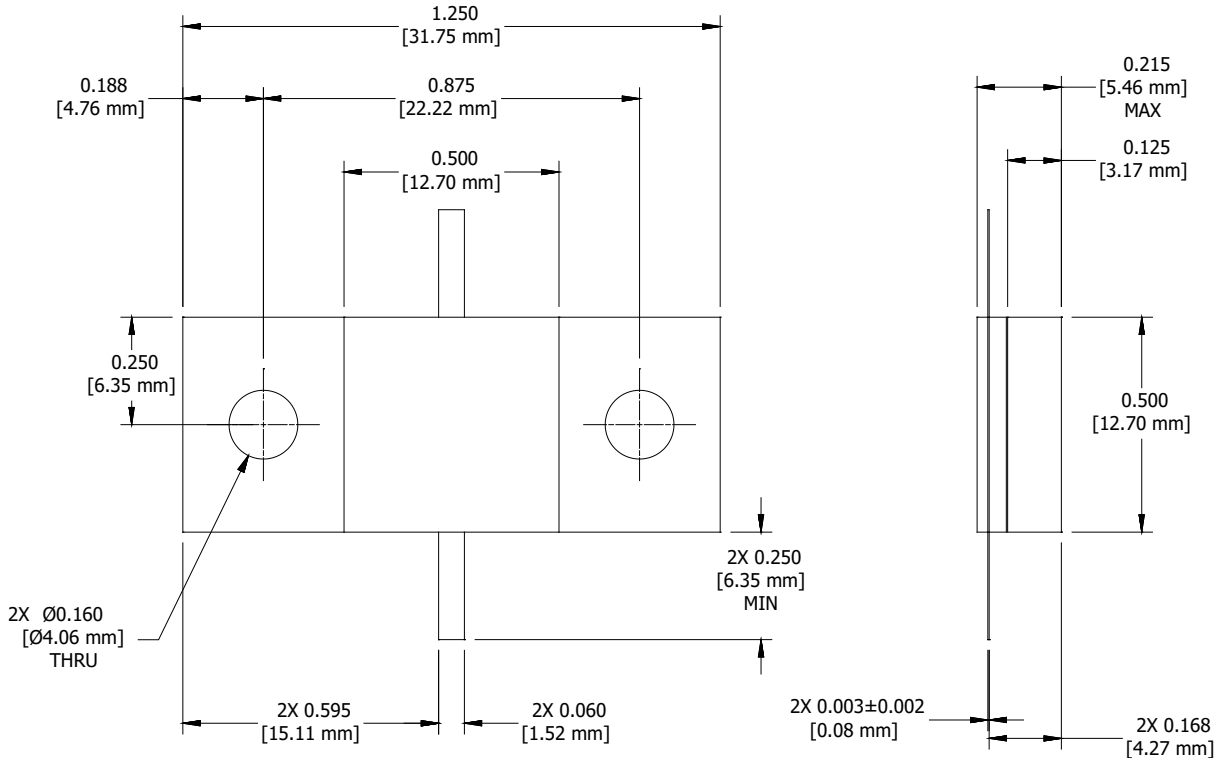
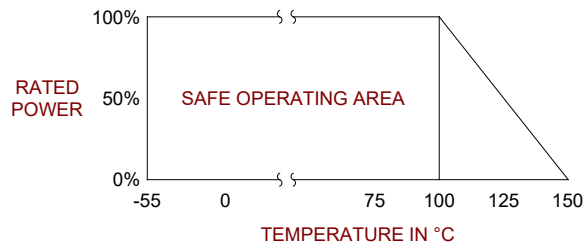
PART SERIES: 31A1123XF

SHEET 2 OF 2  
Dwg 31A1123F

EN 13-3528  
Revision-

## 6.0 MECHANICAL

Substrate Material:	Beryllium Oxide
Resistive Film:	Thin Film
Cover Material:	Alumina
Tab Material:	Beryllium Copper
Tab Finish:	Silver plated
Flange Material:	Copper
Flange Finish:	Nickel
Metric Dimensions:	Provided for reference only



Unless Otherwise Specified: TOLERANCE: X.XX = ± 0.02 X.XXX = ± 0.010