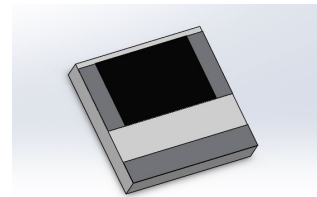
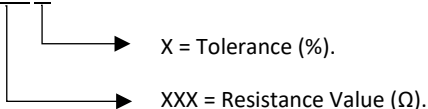


ORDERING INFORMATION

Part Identifier: CRH1211XXXXF



SPECIFICATIONS

1.0 ELECTRICAL

Frequency Range:	DC –20 GHz.
Resistance Range:	10 - 500 Ω.
Resistance Tolerance:	± 2 % or ± 5 %.
Temperature Coefficient of Resistance:	± 200 PPM/ °C Max.
Input Power CW:	2.75 Watts.
Peak Power:	27.5 Watts, 10µs pulse width, 1% duty cycle.

2.0 ENVIRONMENTAL

Operating Temperature:	-55°C to +150°C.
Non-operating Temperature:	-65°C to +150°C.

3.0 MARKING

Unit Marking:	None.
---------------	-------

4.0 QUALITY ASSURANCE

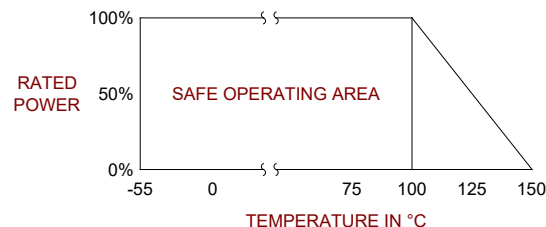
Visual and Mechanical Inspection:	Per 824W107.
DC Resistance Check:	100% DC Resistance Check.
Data Retention:	Standard.

5.0 PACKAGING

Standard Packaging:	Tape and Reel.
---------------------	----------------

6.0 MECHANICAL

Substrate Material:	Alumina.
Resistive Film:	Thick Film.
Terminal Material:	Thick Film, Silver/Nickel Plating.
Metric Dimensions:	Provided for reference only.

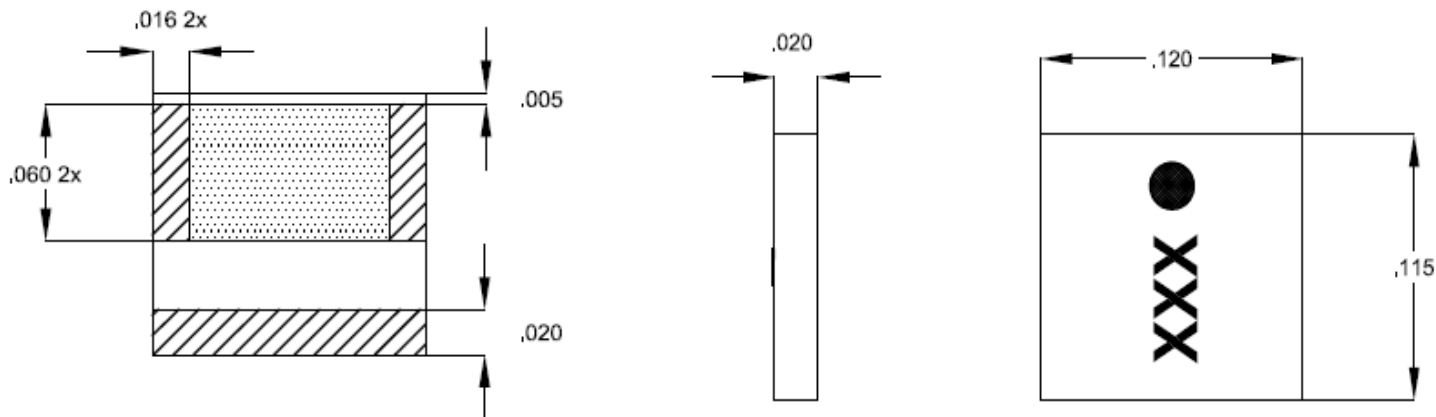


RESISTOR CHIP OUTRIGGER 2.75WATTS

DATASHEET PART SERIES: CRH1211XXXXF

Sheet 2 of 2
Doc# CRH1211XXXXF-1016075

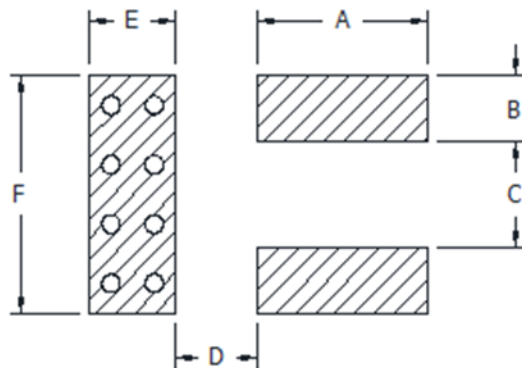
ECO-085080
Revision A



Note: Specifications are subject to change.

Unless Otherwise Specified: TOLERANCE: X.XX = ± 0.01 X.XXX = ± 0.002

7.0 SUGGESTED MOUNTING FOOTPRINT



Part Number	Inches						mm					
	A	B	C	D	E	F	A	B	C	D	E	F
CRH1211XXX5F	0.065	0.016	0.088	0.039	0.025	0.125	1.651	0.41	2.24	0.99	0.64	3.18