

TERMINATION TAB & COVER 500 WATT



DATA SHEET

PART SERIES: 82A3040TCF

SHEET 1 OF 2
Dwg 82A3040TCF

EN 13-3498
Revision-

FEATURES


- Wide Band Response
- High Power
- Direct Attached
- Low VSWR
- Easy Installation
- Excellent Heat Transfer

APPLICATIONS

- Mobile Networks
- Broadcast
- High Power Amplifiers
- Isolators
- Military
- Instrumentation

GENERAL DESCRIPTION

EMC Technology offers the widest selection of flangeless terminations worldwide. Tab and cover components offer the highest performance of any style of termination component.



ORDERING INFORMATION

Part Identifier: **82A3040TCF**

SPECIFICATIONS

1.0 ELECTRICAL

Nominal Impedance:	50 ohms
Frequency Range:	DC - 1.5 GHz
VSWR:	1.35:1 Max
Input Power CW:	500 Watts @ 100°C heat sink, derated linearly to zero power and 150°C
Peak Power:	5000 Watts (based on 10us pulse width and 1% duty cycle)
DC Resistance:	50 Ω \pm 5%

2.0 ENVIRONMENTAL

Operating Temperature:	-55°C to +150°C
Non-operating Temperature:	-65°C to +150°C
Temperature Coefficient:	+/-200 PPM / °C max

3.0 MARKING

Unit Marking:	Logo and Part Number, legibility and permanency per MIL-STD-130
---------------	---

4.0 QUALITY ASSURANCE

Visual and Mechanical Inspection:	Per 824W107
DC Resistance Check:	100% DC Resistance Check
Data Retention:	Standard

5.0 PACKAGING

Standard Packaging:	Tray Packaging
---------------------	----------------

TERMINATION TAB & COVER 500 WATT



DATA SHEET

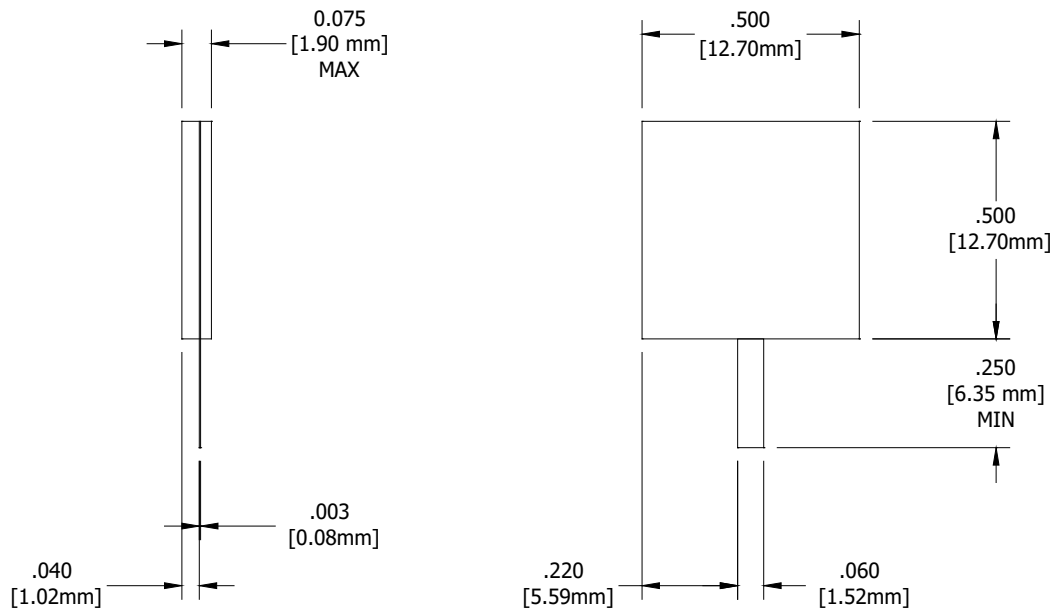
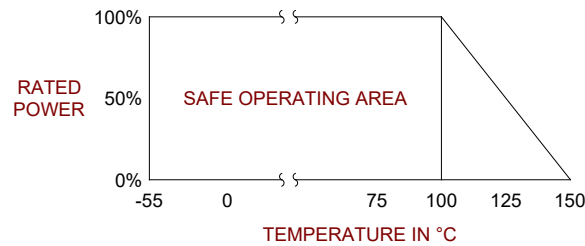
PART SERIES: 82A3040TCF

SHEET 2 OF 2
Dwg 82A3040TCF

EN 13-3498
Revision-

6.0 MECHANICAL

Substrate Material:	Beryllium Oxide
Resistive Film:	Thin Film
Cover Material:	Alumina
Tab Material:	Beryllium Copper
Tab Finish:	Silver
Metric Dimensions:	Provided for reference only



Unless Otherwise Specified: TOLERANCE: X.XX = ± 0.02 X.XXX = ± 0.010