

RESISTOR CHIP 12 WATT



DATA SHEET

PART SERIES: 81A3008BXXF

SHEET 1 OF 2
Dwg 81A3008BF


EN 15-1277
Revision A

FEATURES

Wide Band Operation
High Power
Direct Attached
Low Capacitance
Easy Installation
Wide Resistance Range

APPLICATIONS

Broadcast
High Power Filters
High Power Amplifiers
Isolators
Military
Instrumentation



GENERAL DESCRIPTION

EMC Technology offers the widest selection of chip resistors worldwide. Chip components are offered in both thick and thin film resistive material and available in Alumina, Aluminium Nitride, Beryllium Oxide and CVD Diamond.

ORDERING INFORMATION

Part Identifier:

81A3008BXXF

Tolerance
Resistance Value

SPECIFICATIONS

1.0 ELECTRICAL

Resistance Range:	5 - 250 OHMS
Resistance Tolerance:	±5% standard 1% and 2% available
Typical Capacitance:	1.65 pF
Input Power CW:	12 watts @ 100°C heat sink, derated linearly to zero power at 150°C
Peak Power:	120 watts (based on 10us pulse width and 1% duty cycle)

2.0 ENVIRONMENTAL

Operating Temperature:	-55°C to +150°C
Non-operating Temperature:	-65°C to +150°C
Temperature Coefficient:	+/-200 PPM / °C max

3.0 MARKING

Unit Marking:	No Marking
---------------	------------

4.0 QUALITY ASSURANCE

Visual and Mechanical Inspection:	Per 824W107
DC Resistance Check:	100% DC Resistance Check
Data Retention:	Standard

5.0 PACKAGING

Standard Packaging:	Tape and Reel
---------------------	---------------

RESISTOR CHIP 12 WATT



DATA SHEET

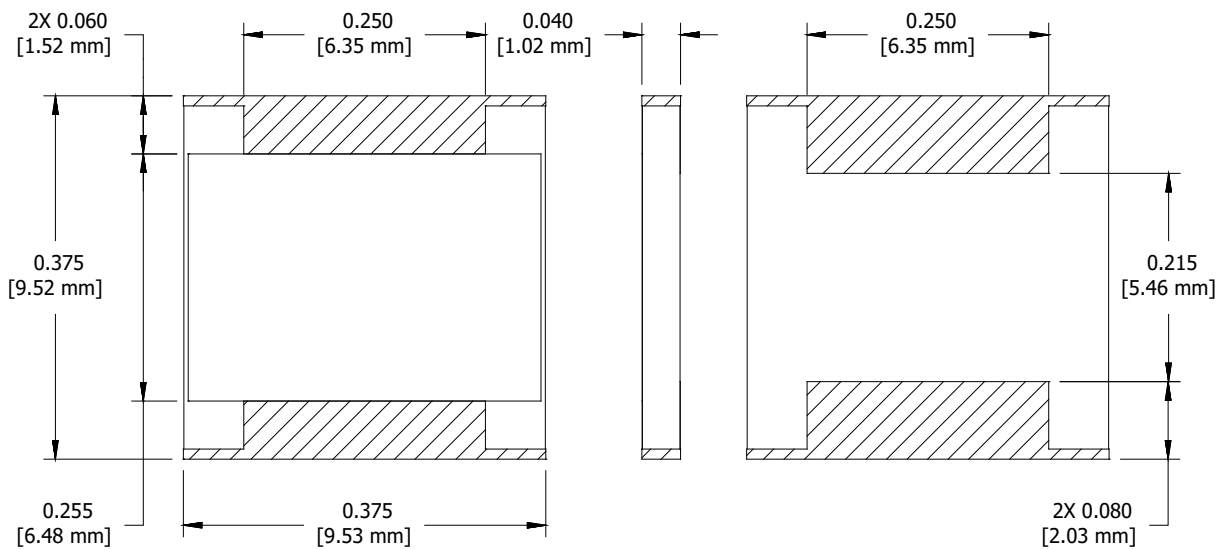
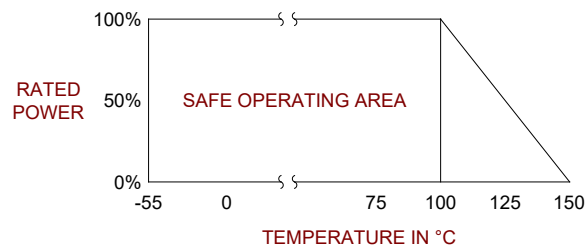
PART SERIES: 81A3008BXXF

SHEET 2 OF 2
Dwg 81A3008BF

EN 15-1277
Revision A

6.0 MECHANICAL

Substrate Material:	Beryllium Oxide
Resistive Film:	Thin Film
Terminal Material:	Thick film, Nickel barrier Silver plated
Metric Dimensions:	Provided for reference only



Unless Otherwise Specified: TOLERANCE: X.XX = ± 0.02 X.XXX = ± 0.010