

ATTENUATOR FLANGE MOUNT 10 WATT



DATA SHEET

PART SERIES: 33-7003-XX.XX

SHEET 1 OF 2
Dwg 33-7003

EN 13-3530
Revision-

FEATURES


- Tab Launch
- High Power
- Integrated Heat Sink
- Low VSWR
- Easy Installation

APPLICATIONS

- Mobile Networks
- Broadcast
- High Power Amplifiers
- Isolators
- Military
- Instrumentation

GENERAL DESCRIPTION

EMC Technology offers the widest selection of flange mount attenuators worldwide. High power flange components offer excellent performance and the convenience of bolt on installation.



ORDERING INFORMATION

Part Identifier:

33-7003-XX.XX

Attenuation Value

SPECIFICATIONS

1.0 ELECTRICAL

Nominal Impedance:	50 ohms
Frequency Range:	DC - 2.7 GHz
Attenuation Values Available:	1 through 20 dB in 1 dB increments
Attenuation Accuracy:	1 through 10 dB \pm 0.5 dB 11 through 20 dB \pm 1.0 dB
Input Power CW:	10 watts @ 100°C heat sink, derated linearly to zero power at 150°C
Peak Power:	100 watts (based on 10us pulse width and 1% duty cycle)
VSWR:	1.15:1 Max

2.0 ENVIRONMENTAL

Operating Temperature:	-55°C to +150°C
Non-operating Temperature:	-65°C to +150°C
Temperature Coefficient:	+/-200 PPM / °C max

3.0 MARKING

Unit Marking: Attenuation value, legibility and permanency per MIL-STD-130

4.0 QUALITY ASSURANCE

Sample Inspect Per MIL-STD-105, Level II, 1.0% AQL.

Visual and Mechanical Examination for Conformance To Outline Drawing Requirements.
Measure Attenuation and VSWR
Data Retention – Standard

5.0 PACKAGING

Standard Packaging: Tray

ATTENUATOR FLANGE MOUNT 10 WATT



DATA SHEET

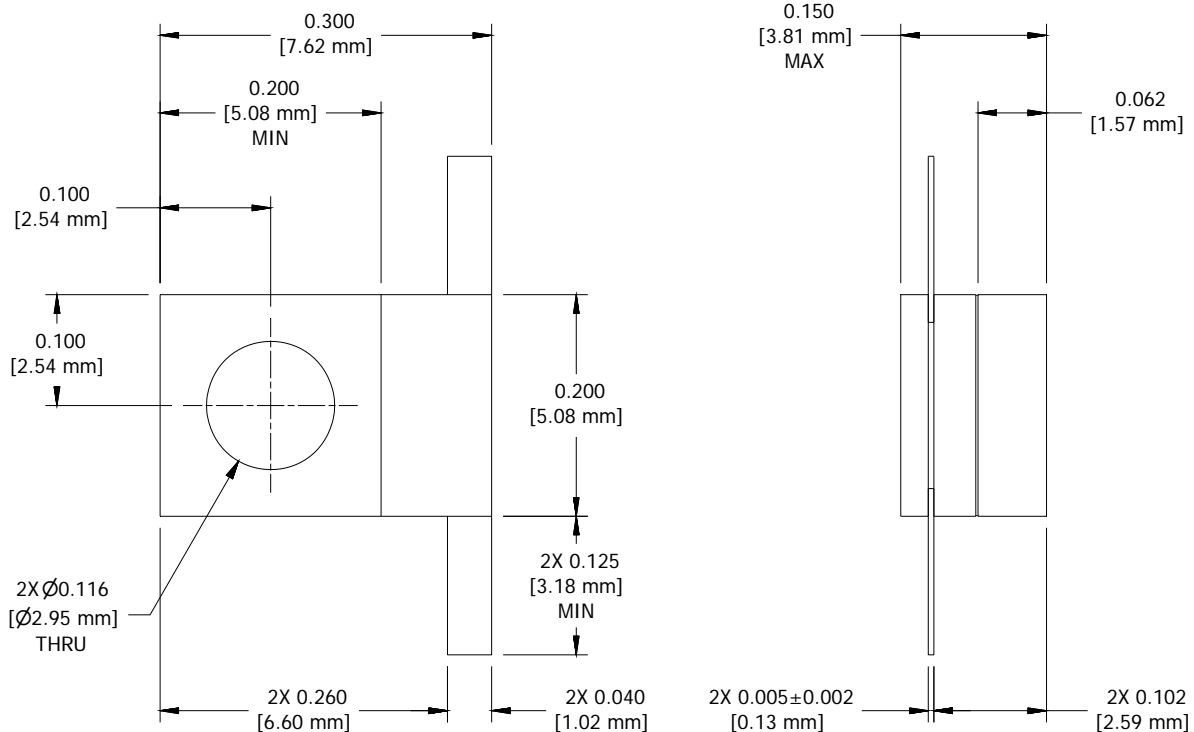
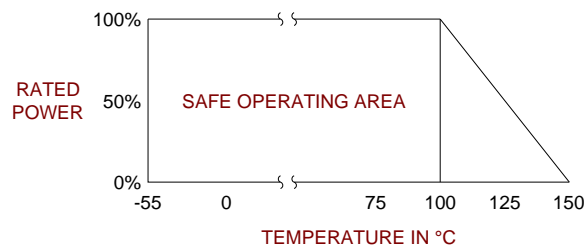
PART SERIES: 33-7003-XX.XX

SHEET 1 OF 2
Dwg 33-7003

EN 13-3530
Revision-

6.0 MECHANICAL

Substrate Material:	Aluminum Nitride
Resistive Film:	Nichrome
Cover Material:	Alumina Oxide
Tab Material:	Beryllium Copper
Tab Finish:	Nickel
Flange Material:	Copper
Flange Finish:	Nickel
Metric Dimensions:	Provided for reference only



Unless Otherwise Specified: TOLERANCE: X.XX = ± 0.02 X.XXX = ± 0.010