

ATTENUATOR COAXIAL DC - 6 GHz SMA



DATA SHEET

PART SERIES: 42SXX.00

SHEET 1 OF 2
Dwg 1014185


EN 15-0309
Revision C

FEATURES

- Excellent Attenuation Accuracy
- Low VSWR
- Rugged Construction
- MIL-DTL-3933
- High Reliability

APPLICATIONS

- Amplifier Stabilization
- Improve Matching
- Balance Channels
- Overload Protection
- Set Amplification Gain/Power
- Sample Output Power
- Military



GENERAL DESCRIPTION

Florida RF Labs coaxial attenuators offer excellent attenuation accuracy with extended broadband frequency operation. This series is manufactured with stainless steel body and rugged construction for the most demanding applications.

ORDERING INFORMATION

Part Identifier:

42SXX.00

└─ Attenuation Value (dB)

SPECIFICATIONS

1.0 ELECTRICAL

Nominal Impedance:	50 ohms
Frequency Range:	DC - 6.0 GHz
Attenuation Values Available:	Standard: 0-10 dB (1 dB increments), 15, 16, 20, 21 & 30 dB Additional Values: Please contact a sales representative for non-standard values

Attenuation Accuracy:		0 – 10 dB	11 – 21 dB	30 dB
DC – 6 GHz		± 0.60 dB	± 0.75 dB	± 0.90 dB

Input Power CW: 2 Watts @ 25°C, Derates linearly to 0% @ 150°C

Peak Power: 20 Watts (1 µs pulse width, 1% duty cycle)

VSWR:		0 – 10 dB	11 – 21 dB	30 dB
DC – 4 GHz		1.15:1 Max	1.15:1 Max	1.15:1 Max
4 – 6 GHz		1.20:1 Max	1.20:1 Max	1.20:1 Max

2.0 ENVIRONMENTAL

Operating Temperature:	-55°C to +150°C
Non-operating Temperature:	-65°C to +150°C
Temperature Coefficient:	+/-200 PPM / °C max

3.0 MARKING

Unit Marking: FRFL, dB Value

ATTENUATOR COAXIAL DC - 6 GHz SMA



DATA SHEET

PART SERIES: 42SXX.00

SHEET 2 OF 2
Dwg 1014185

EN 15-0309
Revision C

4.0 QUALITY ASSURANCE

Sample Inspect Per MIL-STD-105, Level II, 1.0% AQL.
Visual and Mechanical Examination for Conformance to Outline Drawing
Measure Attenuation and VSWR
Data Retention – Standard

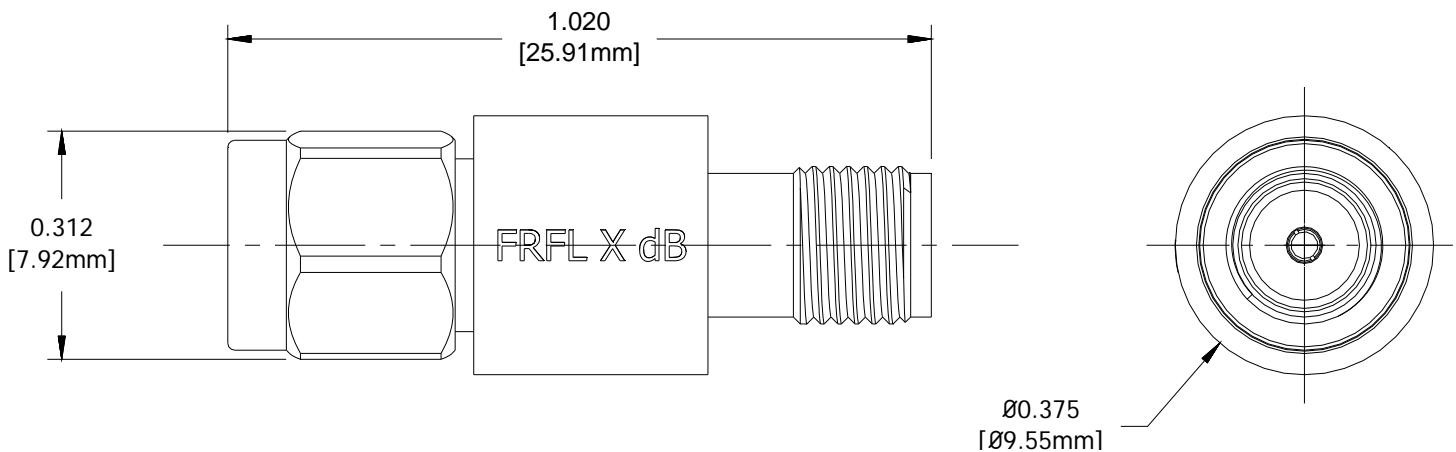
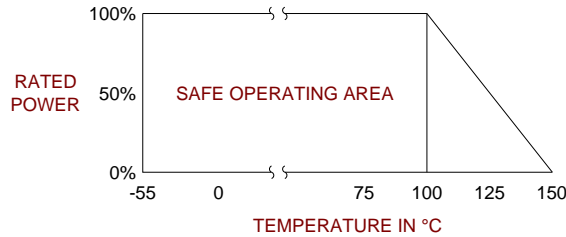
5.0 PACKAGING

Standard Packaging:

Tray Packaging

6.0 MECHANICAL

Body Material / Finish:	Stainless Steel, Nickel Plated
Nut Material / Finish:	Stainless Steel, Passivated
Sleeve Material / Finish:	Brass, Nickel Plated
Center Contact Material / Finish:	Beryllium Copper, Gold Plated
Dielectric:	PTFE
Resistive Element:	Thick Film
SMA Interface:	Female/Male
Torque:	7.0 - 10 in-lbs
Metric Dimensions:	Provided for reference only



Unless Otherwise Specified: TOLERANCE: X.XX = ± 0.02 X.XXX = ± 0.010