

ATTENUATOR

HIGH RELIABILITY CHIP 200 MILLIWATT



DATA SHEET

PART SERIES: HRMXXXXXXXXW1

SHEET 1 OF 2
Dwg 1009815


EN 16-0723
Revision E

FEATURES

- Small Footprint
- High Power
- Surface Mount
- Low VSWR
- Easy Installation
- Wide Attenuation Offering

APPLICATIONS

- Mobile Networks
- Broadcast
- High Power Amplifiers
- Isolators/Circulators
- Military
- Instrumentation



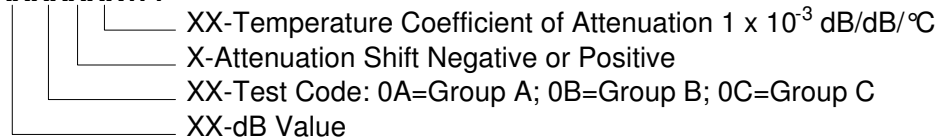
GENERAL DESCRIPTION

EMC Technology offers the widest selection of chip attenuators worldwide. We offer a line of fixed attenuators in a high-reliability S-level common platform for space, military, and aerospace designs. The standard parts eliminate the need for costly and time-consuming drawings and specifications meeting the specification and testing requirements of Mil-PRF-55342. Parts may be ordered 100% tested to Group A with the option to add Group B or Group C. With our smart part numbering system, companies may designate the level of testing they require simply by indicating Group A, B, & C at the appropriate location in the part number.

ORDERING INFORMATION

Part Identifier:

HRMXXXXXXXXW1



SPECIFICATIONS

1.0 ELECTRICAL

Nominal Impedance:	50 ohms
Frequency Range:	DC – 12.4 GHz
Attenuation Values Available:	0-10 dB in 1 dB increments
Attenuation Accuracy @ 25°C:	± 0.5 dB @ 1GHz
VSWR:	1.30:1 Max @ 1GHz
Input Power	200 Milliwatts Full Rated Power To 125°C, Derated Linearly to 0 Watts at 150 °C.
Temperature Coefficient of Attenuation:	-0.003, -0.004, -0.005, -0.006, -0.007, and -0.009 dB/dB/°C
Temperature Coefficient Tolerance:	± 0.001 dB/dB/°C

2.0 ENVIRONMENTAL

Operating Temperature:	-55°C to +150°C
------------------------	-----------------

3.0 MARKING

Unit Marking:	None
---------------	------

ATTENUATOR

HIGH RELIABILITY CHIP 200 MILLIWATT



DATA SHEET

PART SERIES: HRMXXXXXXXXW1

SHEET 2 OF 2
Dwg 1009815

EN 16-0723
Revision E

4.0 QUALITY ASSURANCE

Verify 100% Visual Pre-Cap Inspection Performed Per TP-8965.

Perform Group A, B and/or C testing as indicated by the part number per TP-8965.

Test Data requirements

Test data required for customer see TP-8965.

Data retention – 24 months

Test samples required for customer see TP-8965.

5.0 PACKAGING

Standard Packaging:

Serialized Waffle Pack

6.0 MECHANICAL

Substrate Material:

Alumina 96%

Resistive Film:

Thick Film

Terminal Material:

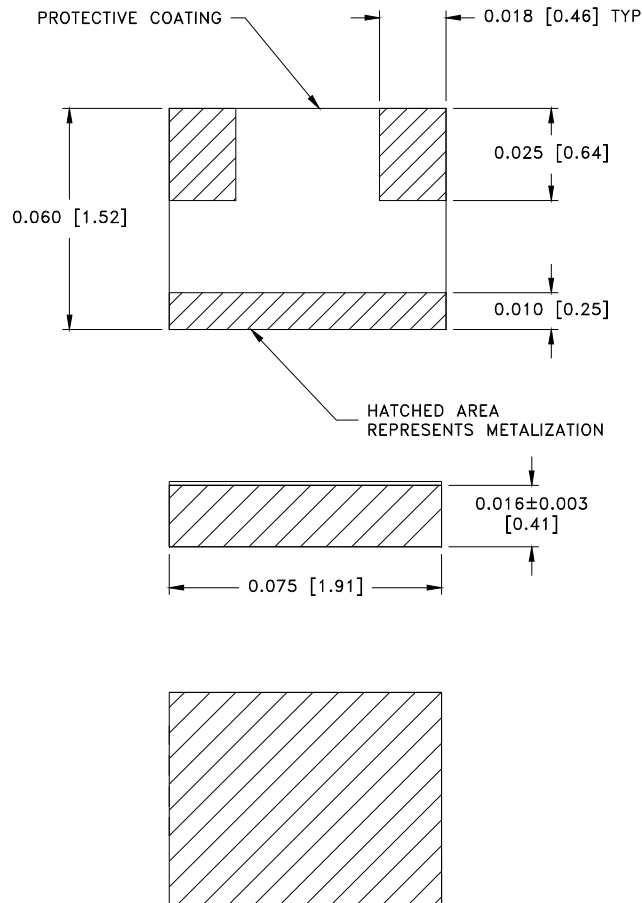
Thick Film, Nickel Barrier, Solder Plated

Metric Dimensions:

Provided for reference only

Workmanship

PER MIL-STD-130



Unless Otherwise Specified: TOLERANCE: X.XXX = ± 0.005