

ATTENUATOR TAB & COVER 50 WATT



DATA SHEET

PART SERIES: 83-3021TC-XX.XX

SHEET 1 OF 2
Dwg 83-3021TC

EN 13-3533
Revision -

FEATURES


- Tab Launch
- High Power
- Excellent Heat Transfer
- Low VSWR
- Easy Installation
- Wide Attenuation Offering

APPLICATIONS

- Mobile Networks
- Broadcast
- High Power Amplifiers
- Isolators
- Military
- Instrumentation

GENERAL DESCRIPTION

EMC Technology offers the widest selection of flangeless attenuators worldwide. Tab and cover components offer the highest performance of any style of attenuator component.



ORDERING INFORMATION

Part Identifier:

83-3021TC-XX.XX

└─ Attenuation Value

SPECIFICATIONS

1.0 ELECTRICAL

Nominal Impedance:	50 ohms
Frequency Range:	DC - 2.5 GHz
Attenuation Values Available:	1 through 20 dB in 1 dB increments
Attenuation Accuracy:	1 through 10 dB \pm 0.5 dB 11 through 20 dB \pm 1.0 dB
Input Power CW:	50 watts @ 100°C heat sink, derated linearly to zero power at 150°C
Peak Power:	500 Watts (based on 10us pulse width and 1% duty cycle)
VSWR:	1.40:1 Max

2.0 ENVIRONMENTAL

Operating Temperature:	-55°C to +150°C
Non-operating Temperature:	-65°C to +150°C
Temperature Coefficient:	+/-200 PPM / °C max

3.0 MARKING

Unit Marking:	Logo and Part Number; legibility and permanency per MIL-STD-130
---------------	---

4.0 QUALITY ASSURANCE

Sample Inspect Per MIL-STD-105, Level II, 1.0% AQL.
Visual and Mechanical Examination for Conformance To Outline Drawing Requirements.
Measure Attenuation and VSWR
Data Retention – Standard

5.0 PACKAGING

Standard Packaging:	Tray
---------------------	------

ATTENUATOR TAB & COVER 50 WATT



DATA SHEET

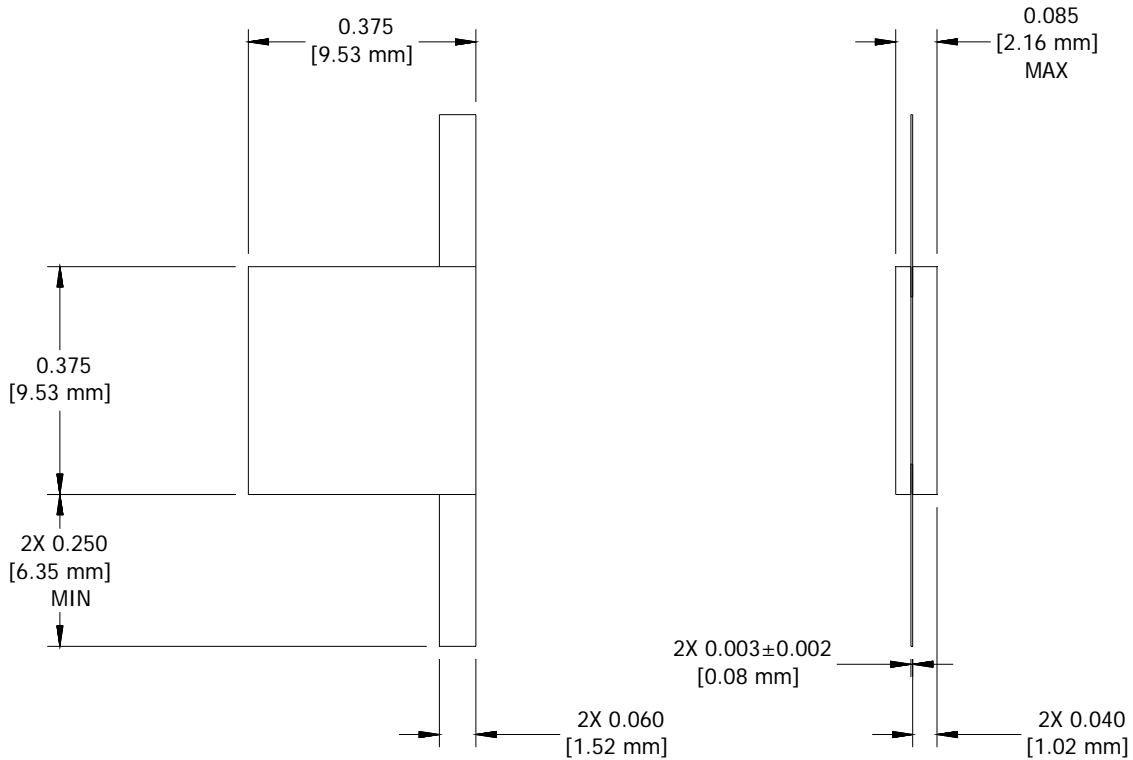
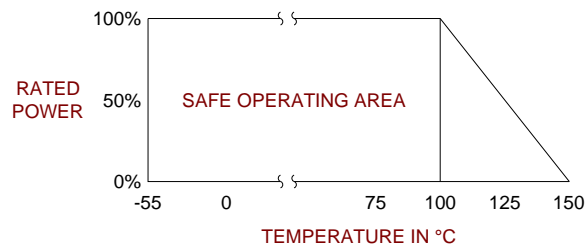
PART SERIES: 83-3021TC-XX.XX

SHEET 2 OF 2
Dwg 83-3021TC

EN 13-3533
Revision -

6.0 MECHANICAL

Substrate Material:	Beryllium Oxide
Resistive Film:	Thin Film
Cover Material:	Alumina
Tab Material:	Beryllium Copper
Tab Finish:	Tin/Lead
Metric Dimensions:	Provided for reference only



Unless Otherwise Specified: TOLERANCE: X.XX = ± 0.02 X.XXX = ± 0.010